

RS 200



RS 200

Bajaj Auto Limited
Akurdi Pune 411 035 India
Tel +91 20 27472851
Fax +91 20 27407385
www.bajajauto.com
CIN L65993PN2007PLC130076

Spare Parts Catalogue



Notice



All information contained in this manual is based on the latest product information at the time of publication. Bajaj Auto Limited accepts no liability for any inaccuracies or omissions in this publication, although every possible care has been taken to make it as complete and accurate as possible. All procedures and specifications subject to change without prior notice. The right is reserved to make such changes at any time without prior notice and without incurring an obligation to make such changes to product manufactured previously. Contact your authorized Bajaj Dealer for the latest information on product improvements incorporated after this manual was issued.

DOC. NO.: 71111881

REV. 10, SEP 16

Copy rights : All rights reserved. No part of this publicatin may be reproduced, stored in a retrival system, Or transmitted in any form or by any means, electronic mechanical photocopying, recording or otherwise, without the prior written permission of Bajaj Auto LTD.

We have pleasure in presenting the Spare Parts Catalogue for 'Pulsar RS 200' Motorcycle. This catalogue has been specially designed to assist you in selecting the correct parts for procurement to maintain 100% availability.

The Bajaj spares are subjected to the stringent quality control standards to ensure longer life of the vehicle. It is therefore necessary that only the Genuine Bajaj Spares are used.

In a continual effort to improve Performance and Efficiency of the vehicles, Specifications, Diagrams, Illustrations and Part Numbers can change without notice. Consequently, the description in this Spare Parts Catalogue cannot therefore be final and binding on us.

The modifications / alterations which are carried out after the issue of this catalogue, will be conveyed to you through our Service Circulars. You are requested to make necessary corrections in the Parts Catalogue as per the circulars so as to keep your catalogue up-to-date. This will ensure the appropriate and speedy delivery of the Spare Parts as the order placed will bear the latest part numbers.

In case, if you need any technical assistance contact the concerned Regional Office or write to us on the following address :

Bajaj Auto Limited
Service Department
Akurdi, Pune 411 035 India

- 1. How to Read the Catalogue :** Open the catalogue and from the pictorial index locate the group in which the part you want to find is present. Turn over to the concerned page number (as given by pictorial index). Now find out the figure of the part you wish to order. Write down the part number against that particular figure number from the text.

In case, if you have the part number and you need the other details, the part index can be used. The part index (at the end of the catalogue) will give you the figure and page number of the part you wish to order.

- 2. How to Order Spare Parts :** The part number and the description of the part required should be invariably mentioned in the order as per the catalogue text.

The latest part number as conveyed through our service circulars should only appear on the order. In case of ordering painted components, colour shade of the components should be mentioned.

The quantity shown against the part number is the quantity per vehicle for that group so that particular quantity should be multiplied by the number of sets required.

- 3. Part Number System :** We have used 8 digit system for part numbers. The model or hardware item is indicated by first two digits or alphanumeric, the next two or four digits indicate main group and the last four or two digits indicate serial number in main group or serial number or subgroup of fastener respectively. Thus the part numbers will be indicated by 2-2-4 or 2-4-2 digit system. Understanding this system will enable you to identify the spare parts easily.

- 4. Abbreviations :** The following abbreviations are used in this catalogue.

Assly	Assembly	V	Volts
N.I.	Not illustrated	W	Watts
C'case	Crankcase	Accl.	Accelerator
Cyl	Cylinder	Comp.	Complete
O/s	Over size	Fr.	Front
Rr.	Rear	Std.	Standard
L	Length	A/t.	Alternate
R.H.	Right hand	L.H.	Left hand
Hex.	Hexagonal	AR	As required

Revision No. & Change Details



REV. NO., MM YY	PART NUMBER	SHORT DESCRIPTION	QTY.	SR. NO.	PAGE NO.	A: Add D: Delete C: Change	Reason for change
01 MAY 15	DT181324	LOWER FAIRING RH (K8)	1	13	114	C	In place of DT181287
	52DT0124	ASSLY BAT CASE	1	22	106	C	In place of DT181021
	DT121040	OUTER TUBE RH	1	2	80	C	In place of JL151003
	DT111106	FRAME RUBER PAD LH	1	14	52	A	
	DT111107	FRAME RUBER PAD RH	1	15	52	A	
	DT113817	GROMMET TAIL LAMP	1	16	102	A	
	DT113824	SLEEVE TAIL LAMP	1	17	102	A	
	DT131827	CALIPER BRACKET (ABS)	1	23	72	A	
	DT171030	FOAM TANK COVER	1	31	88	A	
	DT171082	BEADING TANK COVER	1	32	88	A	
	DT181275	F STRUCTURE MIDDLE	1	25	98	A	
	DT181285	COVER FAIRING LOWER	1	26	98	A	
	DT181294	F STRUCTURE LWR LH	1	27	98	A	
	DT181295	F STRUCTURE LWR RH	1	28	98	A	
	JW181288	BOLT	2	29	98	A	
	DT113842	COVER SEAL HEAT	1	7	50	A	
	36DT0001	HARDWARE FAIRING+R	1	27	28	A	
	36DT0002	HARDWARE S COWL+S	1	17	90	A	
	36DT0003	HARDWARE P TANK	1	33	88	A	
	--	--	--	--	33	C	Disc brake parts changed
	--	--	--	--	34	C	Disc brake parts changed
	--	--	--	--	36	C	Disc brake parts changed
02 JUN 15	JG551413	Clutch center	1	9	34	C	In place of JU551443
	DF201002	Reflector Reflex	1	9	102	C	In place of DT201002
	JG402234	Fuse 25 A	1	14A	104	C	In place of 60111531
	DT113814	Bracket S Cowl Rear	1	9	30	D	Deleted
	DT401012	Bulb Low Beam	1	7A	98	A	
	YDT0201	Bulb High Beam	1	8A	98	A	
	52DT0153	Assembly End Chamber	1	10	40	C	In place of DT591165

Revision No. & Change Details



REV. NO., MM YY	PART NUMBER	SHORT DESCRIPTION	QTY.	SR. NO.	PAGE NO.	A: Add D: Delete C: Change	Reason for change
	YDT02004	Spd Mtr Top Cover+O ring	1	10	92	A	
	YDT02003	Proj High Beam w/o Bulb	1	8B	98	A	
	YDT02002	Proj Low Beam w/o Bulb	1	7B	98	A	
03 JUL 15	DT131863	ABS Unit	1	1	76	C	Changed to JY131816
	DT131861	Hose M Cyliner To ABS	1	2	76	C	Changed to 36DT0043
	DT131860	Hose Caliper To ABS	1	3	76	C	Changed to 36DT0044
	DT131825	Hose Disc Brake Rear	1	3	72	C	Changed to 36DT0042
	DT171042	Tank Side Cover	1	2A	112	A	
	36DT0022	Kit Tank Dcl Yellow	1	19	114	C	Individual parts make serviceable
	36DT0023	Kit Tank Dcl Red	1	19	114	C	Individual parts make serviceable
	56DT366B	Front Bezel Silver	1	22	98	A	In place of DT181252
04 AUG 15	DT181034	Foam Tank Cover	2	34	88	A	
	DT191022	Grommet Rear Seat Rear	1	15	48	A	
	39214124	Nonmetallic washer (nylon)	2	20	98	A	
	DJ181126	Foam Pad (25X15X2)	2	28	28	A	
	JK401801	Foam Pad (25X30X2)	1	29	28	A	
	JL171834	Tube Fuel	1	8	84	C	Changed to Dt611203
05 SEP 15	KBUC05 20	Screw	2	27	106	A	Bulletin 2015_29
	DT113806	Sleeve	2	28	106	A	Bulletin 2015_29
	JL181256	Grommet	2	29	106	A	Bulletin 2015_29
	39023911	Washer	2	30	106	A	Bulletin 2015_29
	39197215	Nut Flanged	2	31	106	A	Bulletin 2015_29
	KAEA0510	Bolt Flanged-Small	2	20	104	D	Bulletin 2015_29
06 JAN 16	56DT22X3	Tank Cover Top E BIK	1	2	112		
	52DT0197	Front Fender Dcl	1	7	112		
	52DT0196	Front Fender ABS Dcl	1	7	112		
	52DT0195	Front Fairing With Dcl	1	1	112		
	52DT0199	Side Fairing Lh With Dcl	1	4	112		
	52DT0198	Side Fairing Rh With Dcl	1	3	112		

Index

RS 200

Plate No.	Description	Page No.
1	Cover Cylinder Head	2
2	Cylinder Head	4
3	Valve	6
4	Camshaft / Tensioner	8
5	Cylinder and Piston	10
6	Crankshaft	12
7	Transmission	14
8	Change Drum / Shift Fork	16
9	Gear Change Mechanism	18
10	Engine Assly / Crankcase RH	20
11	Crankcase LH	22
12	Balancer Idler Gear / Water Pump	24
13	Oil Pump	26
14	Radiator	28
15	Cover Clutch	30
16	Cover Magneto	32
17	Clutch Assly	34
18	Throttle Body	36
19	Air Cleaner Complete	38
20	Silencer Assly	40
21	Starter Assly	42
22	Magneto, Regulator & EMS	44
23	H.T. Coil	46
24	Seat Assembly / Seat Lock	48
25	Engine Mountings	50
26	Frame & Frame Fittings	52
27	Swing Arm, Rear Shock Absorber	54
28	Pillion Foot Rest, Holder	56
29	Mudguard - Front & Rear	58
30	Stand Assembly	60

Index

RS 200

Plate No.	Description	Page No.
31	Tube, Tyre, Rim	62
32	Front Hub	64
33	Master Cylinder - Front Disc Brake	66
34	Caliper Assembly - Front Disc Brake	68
35	Rear Hub	70
36	Rear Disc Brake Assembly	72
37	Rear Brake Pedal	74
38	Air Brake Lock System	76
39	Handlebar Assembly	78
40	Front Fork	80-82
41	Petrol Tank, Cap Tank, Gauge Fuel	84
42	Fittings - Petrol Tank Cover	86-88
43	Fittings - Side Covers & Cover Seat	90
44	Meter Assembly	92
45	Control Cables	94
46	Chain Case	96
47	Head Lamp & Fairing	98
48	Indicator Light Assembly	100
49	Tail Lamp Assembly, Front Number Plate	102
50	Electrical Equipments	104-106
51	Tool Kit	108
52	Accessories / Grab Handle	110
53	Painted Parts & Decals	111-116
	Kits List	117-120
	Part Index	123

Pictorial Index

RS 200

PLATE NO. : 1
COVER CYLINDER HEAD

PAGE NO.
1



PLATE NO. : 2
CYLINDER HEAD

PAGE NO.
3




PLATE NO. : 3
VALVE

PAGE NO.
5



PLATE NO. : 4
CAMSHAFT / TENSIONER

PAGE NO.
7



Pictorial Index

RS 200

PLATE NO. : 5
CYLINDER & PISTON

PAGE NO.
9

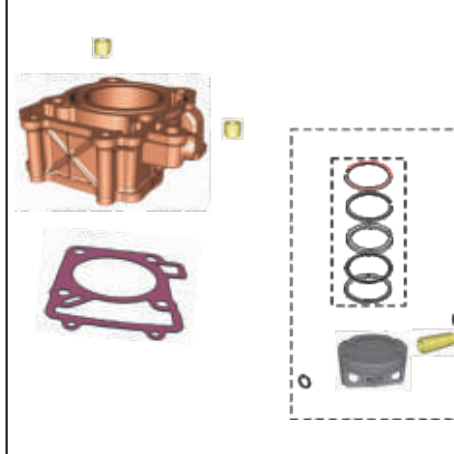


PLATE NO. : 6
CRANKSHAFT

PAGE NO.
11

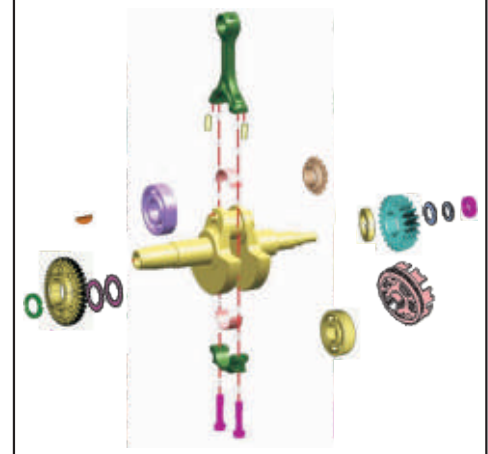


PLATE NO. : 7
TRANSMISSION

PAGE NO.
13



PLATE NO. : 8
CHANGE DRUM / SHIFT FORK

PAGE NO.
15



Pictorial Index

RS 200


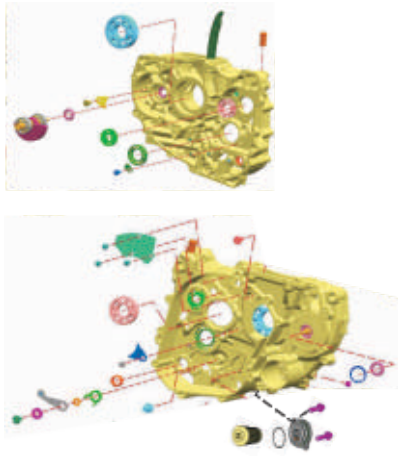
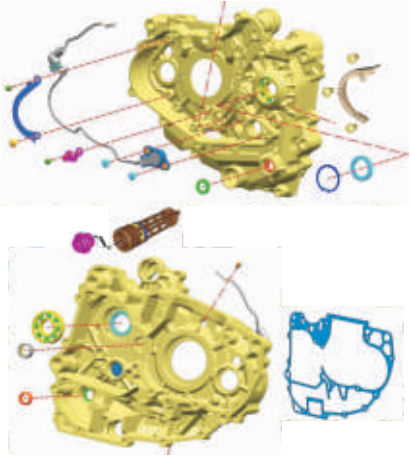

PLATE NO. : 9 GEAR CHANGE MECHANISM	PAGE NO. 17	PLATE NO. : 10 ENGINE ASSLY & CRANKCASE RH	PAGE NO. 19
			

PLATE NO. : 11 CRANKCASE LH	PAGE NO. 21	PLATE NO. : 12 BALANCER IDLER GEAR/WATER PUMP	PAGE NO. 23
			

Pictorial Index

RS 200

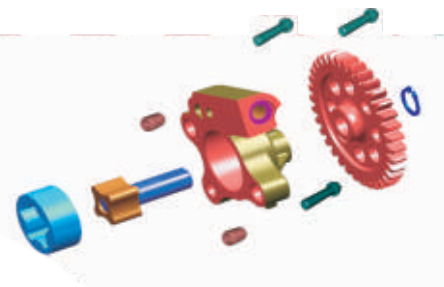
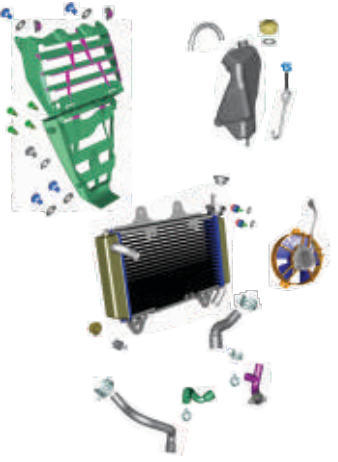


PLATE NO. : 13 OIL PUMP	PAGE NO. 25	PLATE NO. : 14 RADIATOR	PAGE NO. 27
			

PLATE NO. : 15 COVER CLUTCH	PAGE NO. 29	PLATE NO. : 16 COVER MAGNETO	PAGE NO. 31
			

Pictorial Index

RS 200

<p>PLATE NO. : 17 CLUTCH ASSEMBLY</p>	<p>PAGE NO. 33</p>	<p>PLATE NO. : 18 THROTTLE BODY</p>	<p>PAGE NO. 35</p>
<p>The image shows two exploded view diagrams. The left diagram illustrates the clutch assembly, featuring a gear, a spring, a plate, and various bolts and washers. The right diagram shows the throttle body, including the carburetor, throttle cable, and associated linkages and components.</p>			

<p>PLATE NO. : 19 AIR CLEANER COMPLETE</p>	<p>PAGE NO. 37</p>	<p>PLATE NO. : 20 SILENCER ASSEMBLY</p>	<p>PAGE NO. 39</p>
<p>The image shows two exploded view diagrams. The left diagram depicts the air cleaner assembly, including the filter, housing, and various mounting hardware. The right diagram shows the silencer assembly, featuring the muffler, inlet pipe, and associated components.</p>			

Pictorial Index

RS 200

<p>PLATE NO. : 21 STARTER ASSEMBLY</p>	<p>PAGE NO. 41</p>	<p>PLATE NO. : 22 MAGNETO, REGULATOR & EMS</p>	<p>PAGE NO. 43</p>
<p>The image shows two exploded view diagrams. The left diagram illustrates the starter assembly, including the motor, gear, and various mounting hardware. The right diagram shows the magneto, regulator, and EMS components, including the coil, regulator, and associated wiring and hardware.</p>			

<p>PLATE NO. : 23 H.T. COIL</p>	<p>PAGE NO. 45</p>	<p>PLATE NO. : 24 SEAT ASSEMBLY / SEAT LOCK</p>	<p>PAGE NO. 47</p>
<p>The image shows two exploded view diagrams. The left diagram depicts the H.T. coil assembly, including the coil, spark plug, and associated hardware. The right diagram shows the seat assembly and seat lock, including the seat, lock mechanism, and associated hardware.</p>			

Pictorial Index

RS 200

PLATE NO. : 25
ENGINE MOUNTINGS

PAGE NO.
49

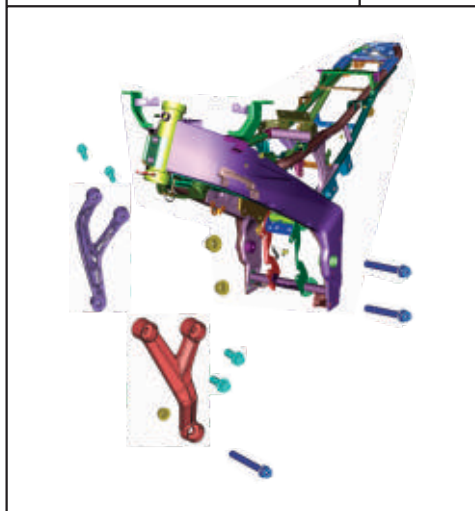


PLATE NO. : 26
FRAME & FRAME FITTINGS

PAGE NO.
51

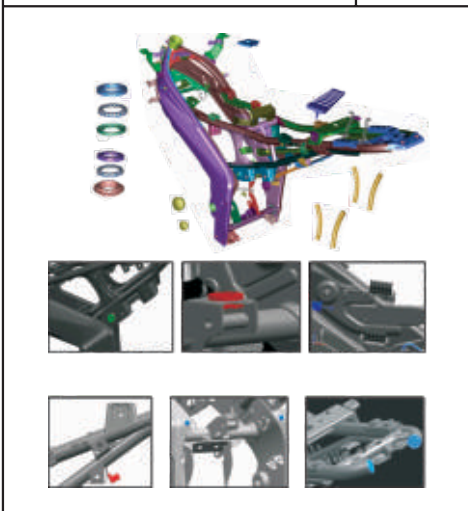



PLATE NO. : 27
SWINGARM / REAR SHOCK ABSORBER

PAGE NO.
53



PLATE NO. : 28
PILLION FOOT REST / HOLDER

PAGE NO.
55



Pictorial Index

RS 200

PLATE NO. : 29
MUDGUARD - FRONT & REAR

PAGE NO.
57

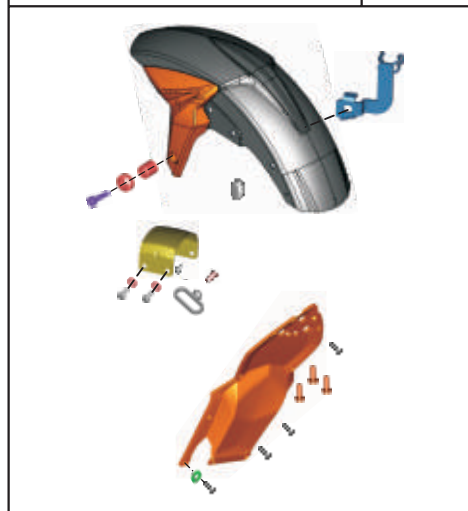


PLATE NO. : 30
STAND ASSEMBLY

PAGE NO.
59



PLATE NO. : 31
TUBE / TYRE / RIM

PAGE NO.
61



PLATE NO. : 32
FRONT HUB

PAGE NO.
63



Pictorial Index

RS 200

PLATE NO. : 33
MASTER CYLINDER -
FRONT DISC BRAKE

PAGE NO.
65

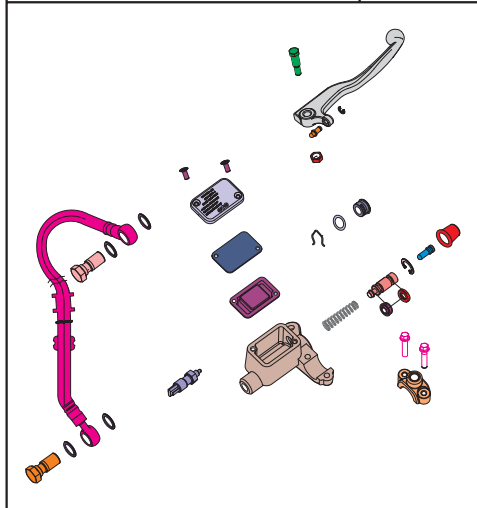


PLATE NO. : 34
CALIPER ASSEMBLY - FRONT DISC
BRAKE

PAGE NO.
67

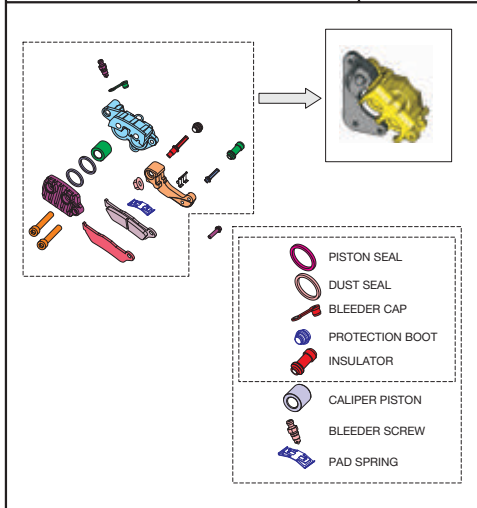


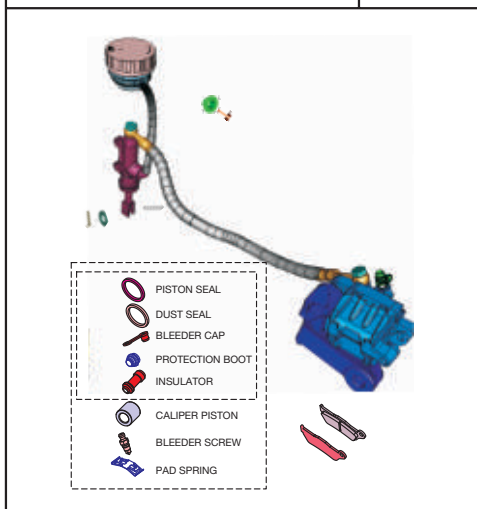
PLATE NO. : 35
REAR HUB

PAGE NO.
69



PLATE NO. : 36
REAR DISC BRAKE ASSEMBLY

PAGE NO.
71



Pictorial Index

RS 200

PLATE NO. : 37
REAR BRAKE PEDAL

PAGE NO.
73




PLATE NO. : 38
AIR BRAKE LOCK SYSTEM

PAGE NO.
75




PLATE NO. : 39
HANDLEBAR ASSEMBLY

PAGE NO.
77



PLATE NO. : 40
FRONT FORK

PAGE NO.
79,81



Pictorial Index

RS 200

PLATE NO. : 41
PETROL TANK, CAP TANK &
GAUGE FUEL

PAGE NO.
83

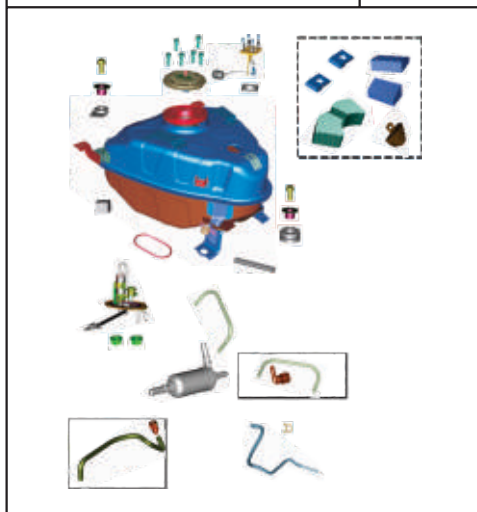


PLATE NO. : 42
FITTING PETROL TANK COVER

PAGE NO.
85,87

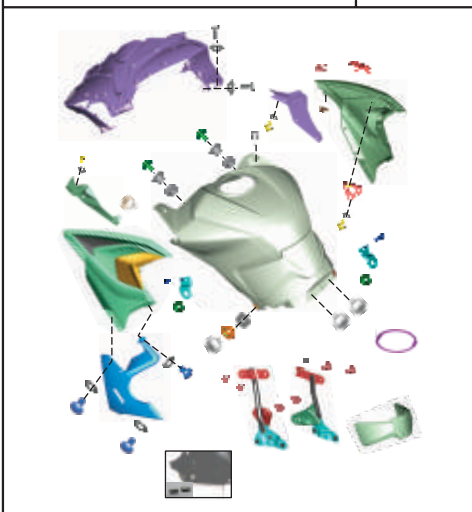


PLATE NO. : 43
FITTINGS - SIDE COVERS &
COVER SEAT

PAGE NO.
89


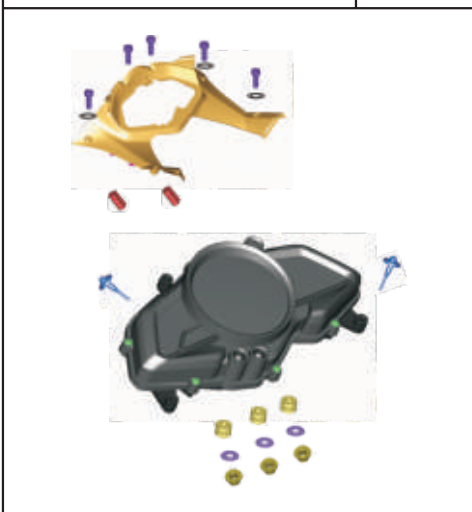


PLATE NO. : 44
METER ASSEMBLY

PAGE NO.
91



Pictorial Index

RS 200

PLATE NO. : 45
CONTROL CABLES

PAGE NO.
93




PLATE NO. : 46
CHAIN CASE

PAGE NO.
95



PLATE NO. : 47
HEAD LAMP & FAIRING

PAGE NO.
97



PLATE NO. : 48
INDICATOR LIGHT ASSEMBLY

PAGE NO.
99



Pictorial Index

RS 200


PLATE NO. : 49 TAIL LAMP ASSLY, FRONT NUMBER PLATE	PAGE NO. 101
	


PLATE NO. : 50 ELECTRICAL EQUIPMENTS	PAGE NO. 103,105
	




PLATE NO. : 51 TOOL KIT	PAGE NO. 107
	


PLATE NO. : 52 ACCESSORIES / GRAB HANDLE	PAGE NO. 109
	


Pictorial Index

RS 200


PLATE NO. : 53 PAINTED PARTS & DECALS	PAGE NO. 111,113
	

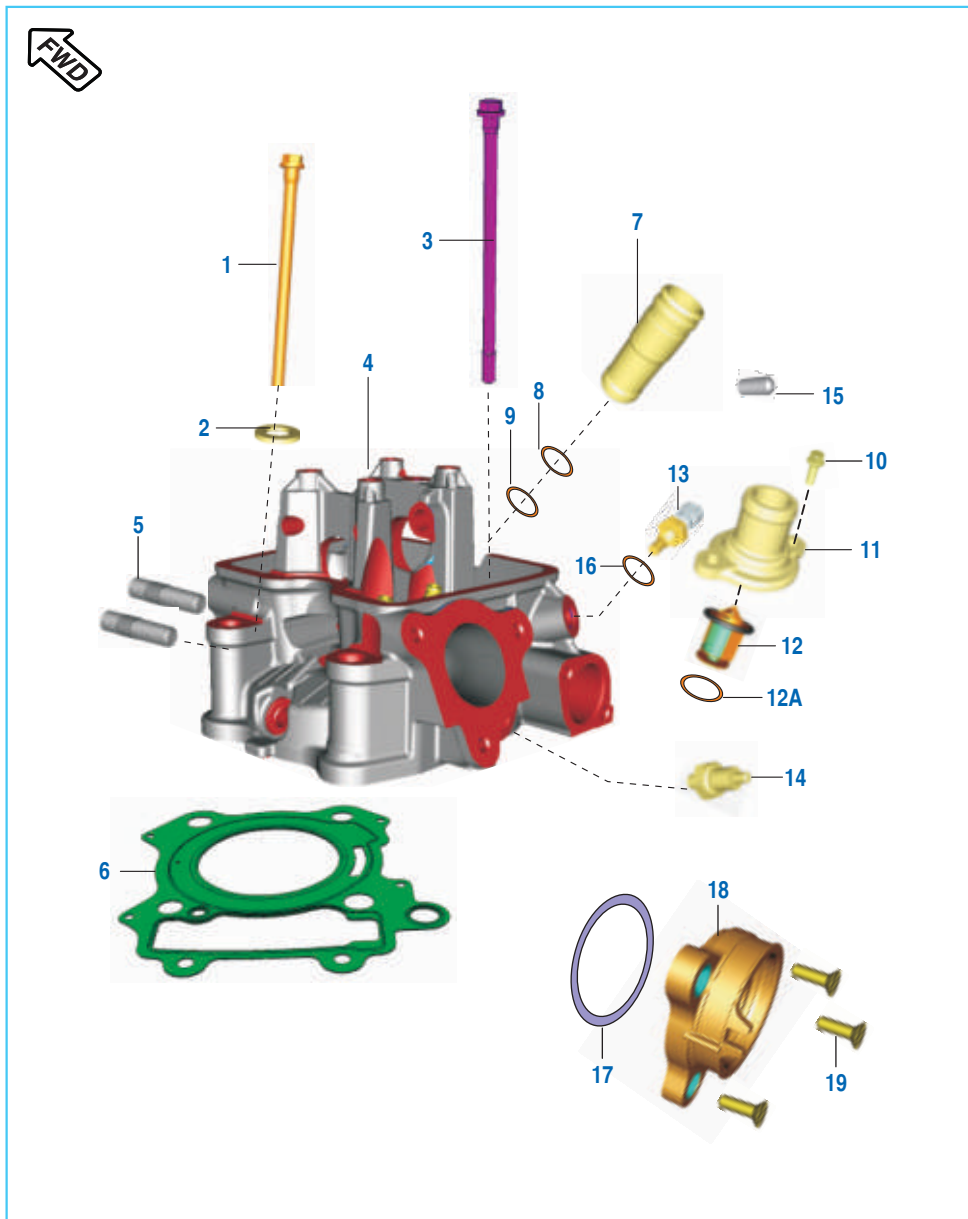
	

Cover Cylinder Head



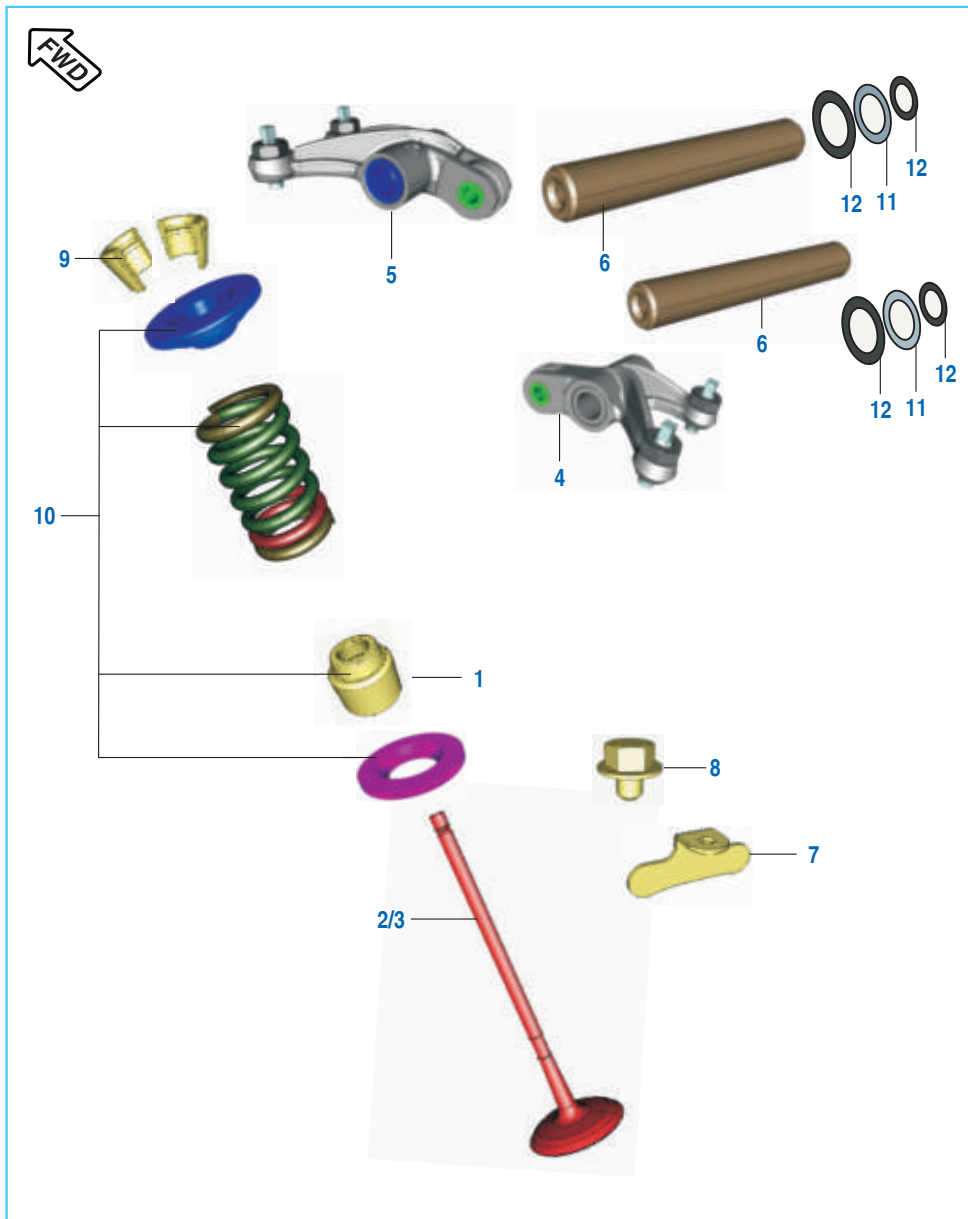
No.	Part No.	Description	Qty.		Remarks
			ABS	NON ABS	
1	JL 5110 41	Cover Cylinder Head	1	1	
2	JL 5110 42	Gasket Head Cover(Rubber)	1	1	
3	JG 5110 21	Washer	4	4	
4	JG 5110 22	Bolt Special	4	4	

Cylinder Head



No.	Part No.	Description	Qty.		Remarks
			ABS	NON ABS	
1	JG 5410 68	Hex Flange Head Bolt M10	4	4	
2	LD A000 08	Washer 11.2*20*2T	4	4	
3	JL 5110 09	M6 Stud Bolt	2	2	
4	36 DT00 32	Kit Asly Cylinder Head	1	1	Refer Page No.115
5	JG 5110 46	Stud (M8*1.25)	2	2	
6	JL 5110 22	Gasket Cylinder Head	1	1	
7	JL 5112 19	Sleeve Spark Plug	1	1	
8	39 2629 21	'O' Ring Sleeve	1	1	Top side
9	39 1283 21	'O' Ring Sleeve	1	1	Bottom side
10	KA EQ06 20	Bolt - Flange M6	2	2	
11	JL 5110 29	Cover Thermostat	1	1	
12	JL 6012 37	Thermostat Assembly	1	1	
12A	JL 6012 25	Seal Thermostat	1	1	
13	JG 3514 00	Coolant Water Temp Sensor	1	1	
14	DK 1012 25	Switch Oil Pressure	1	1	
15	39 2608 01	Grub Screw	1	1	
16	39 2699 20	'O' Ring Water Temp Sensor	1	1	
17	JG 5814 07	O-ring Pipe Intake_g2	1	1	
18	JL 5810 39	Pipe Intake	1	1	
19	LB C000 02	Screw Csk Cross	3	3	

Valve



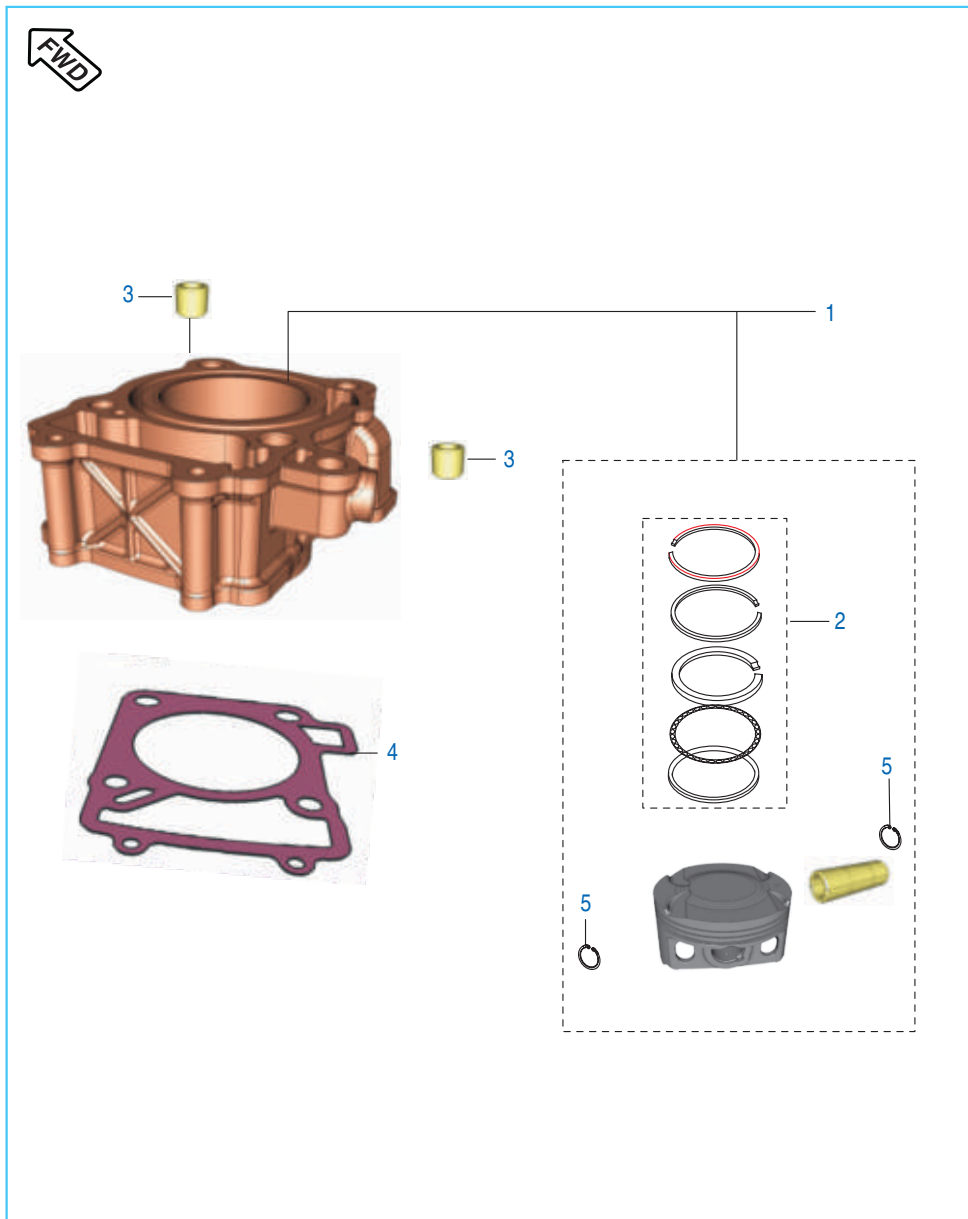
No.	Part No.	Description	Qty.		Remarks
			ABS	NON ABS	
1	39 2017 19	Seal Valve Stem	4	4	
2	JL 5110 10	Valve Intake	2	2	
3	JL 5110 11	Valve Exhaust	2	2	
4	DT 5112 42	Assembly Rocker Arm Intake	1	1	
5	DT 5112 43	Assly Rocker Arm Exhaust	1	1	
6	JL 5112 05	Rocker Arm Shaft	2	2	
7	JF 5112 07	Plate Stopper Rocker Arm	1	1	
8	LA E000 16	Bolt Flanged			
		M5X0.8X6L-Precoated	1	1	
9	DG 1010 29	Cotter Valve	8	8	
10	36 JL00 11	Valve Repair Kit	4	4	Refer Page No.115
11	DH 1012 95	Wave Washer	2	2	
12	39 2440 11	Plain Washer	4	4	

Camshaft / Tensioner



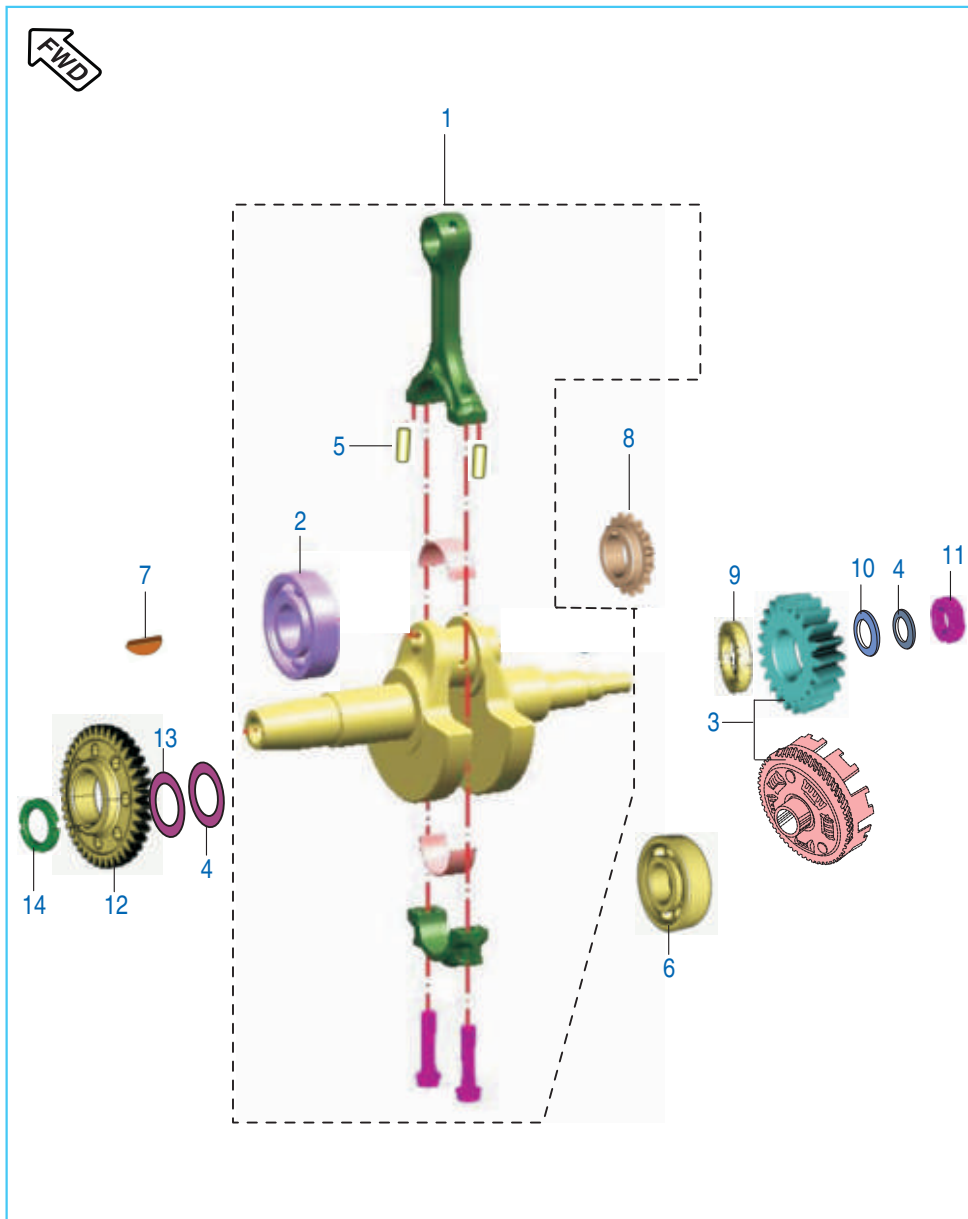
No.	Part No.	Description	Qty.		Remarks
			ABS	NON ABS	
1	DT 5112 39	Assembly Camshaft	1	1	
2	JG 5312 20	Bearing - Ball 6202/HN3	1	1	
3	AP 1012 36	Bearing - Ball 12 X 28 X 8	1	1	
4	39 0594 17	Circlip - Internal	1	1	
5	JL 5112 21	Spacer Camshaft	1	1	
6	JL 5112 20	Sprocket Camshaft	1	1	
7	JG 5112 69	Bolt Special Flanged			
8	JL 5112 22	Timing Chain	1	1	
9	JC 1010 34	Tensioner Assembly	1	1	
10	39 2669 21	Ring - O (Tensioner Bolt)	1	1	N.I.
11	KA EQ06 20	Bolt Hexagonal	2	2	
12	CS 1011 28	Gasket	1	1	
13	JG 5112 70	Bolt Flanged M6X1X6L-Special	1	1	
14	DH 1013 92	Chain Guide Pivot Bolt	1	1	
15	36 DT00 05	Kit Cam Chain Guide	1	1	Refer Page No.115

Cylinder and Piston



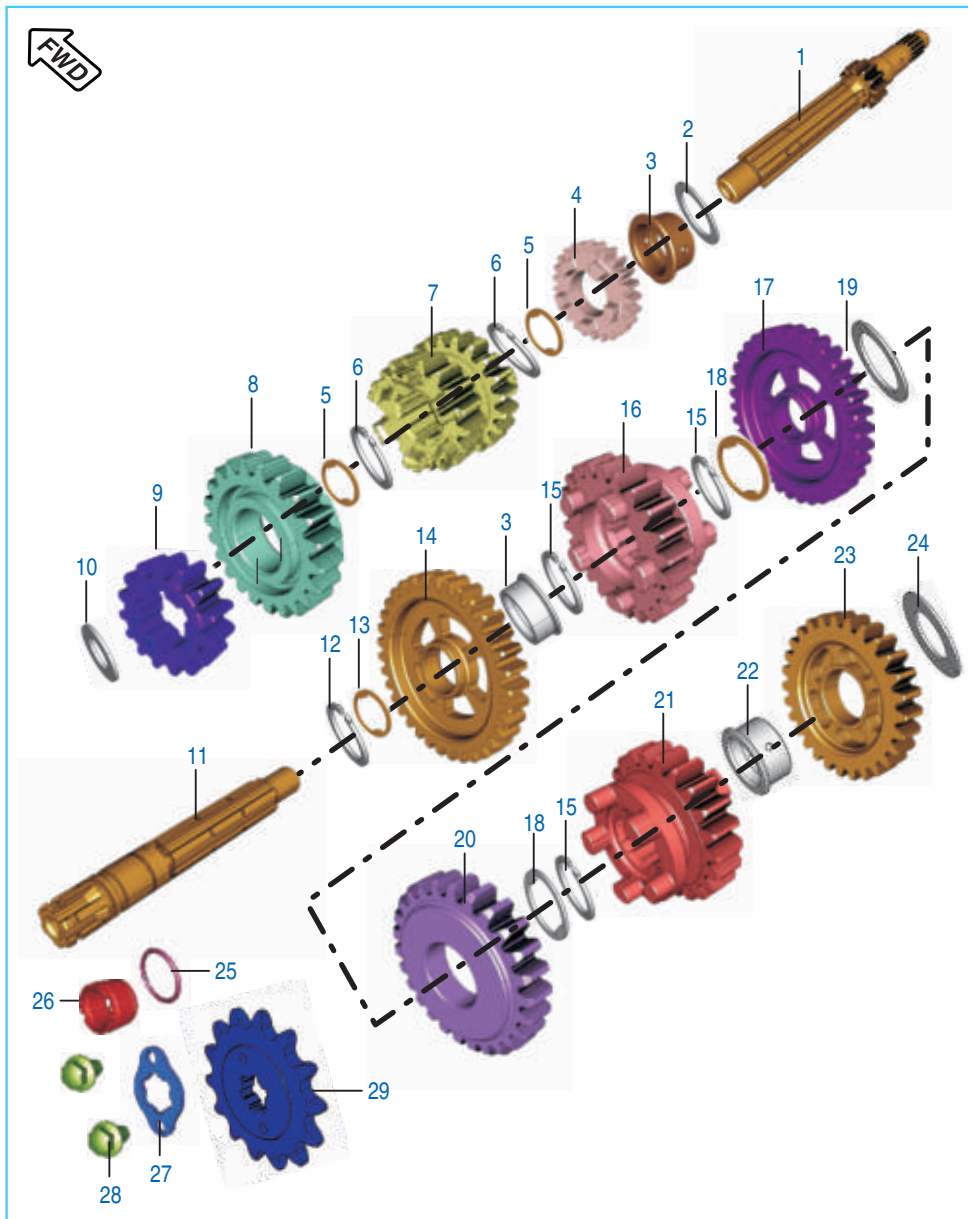
No.	Part No.	Description	Qty.		Remarks
			ABS	NON ABS	
1	36 JL00 07	Kit Asly Block Piston	1	1	Refer Page No. 115
2	36 JU00 01	Kit Piston Ring	1	1	Refer Page No. 115
3	39 2181 06	Pin - Hollow Dowel 14 X 20	2	2	
4	JL 5210 02	Gasket Cylinder Block	1	1	
5	39 2132 17	Ring - Snap	2	2	

Crankshaft



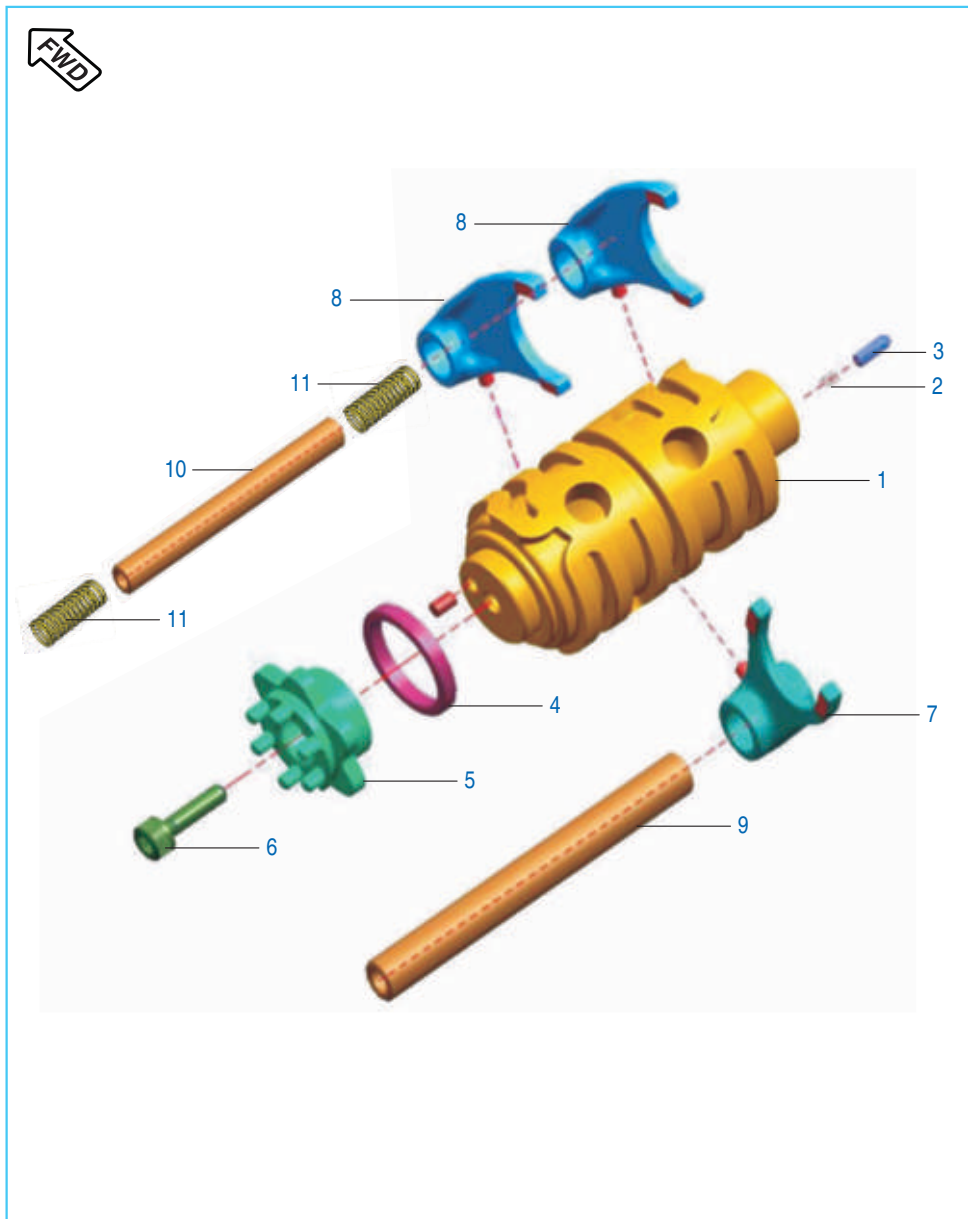
No.	Part No.	Description	Qty.		Remarks
			ABS	NON ABS	
1	JU 5310 27	Crankshaft Assembly Comp	1	1	Refer Page No.
2	39 1931 20	Bearing - Ball 28 X 68 X 18	1	1	
3	36 DT00 33	Kit Set Primary Drive & Driven Gear	1	1	
4	LD B000 10	Washer - Plain	2	2	
5	39 2203 07	Pin - Parallel	2	2	
6	39 1931 20	Ball Bearing 28 X 68 X 18	1	1	
7	31 1011 73	Key-Woodruff for Crankshaft Clutch Side	1	1	
8	JG 5310 27	Sprocket Crankshaft	1	1	
9	JG 5310 31	Spacer Crankshaft	1	1	
10	39 2200 11	Washer - Plain (Primary Drive Gear)	1	1	
11	LC D000 01	Nut Sprocket Drive Lock	1	1	
12	JG 5310 41	Balancer Drive Gear	1	1	
13	LD H000 02	Belleville Washer	1	1	
14	JG 5310 40	Nut Balancer Drive Lock	1	1	

Transmission



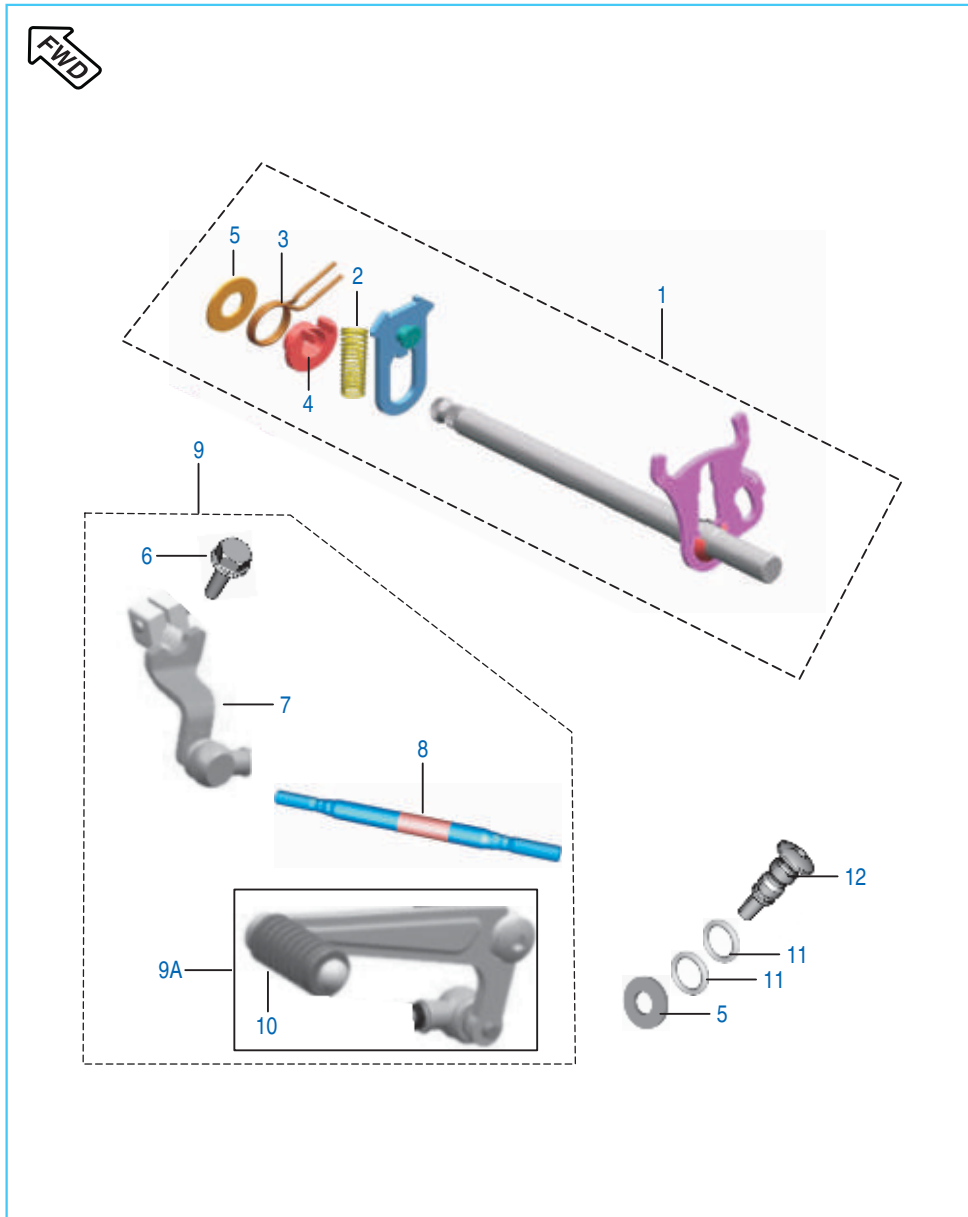
No.	Part No.	Description	Qty.		Remarks
			ABS	NON ABS	
1	JG 5510 27	Shaft Input T/M Comp	1	1	
2	39 2158 11	Washer - Plain	2	2	
3	JG 5510 13	Bush 6th Drive / Bush 2nd Driven	1	1	
4	JG 5512 13	Gear 6th Drive	1	1	
5	JG 5510 20	Washer Splined	2	2	
6	BF 5510 37	Ring - Snap	2	2	
7	JG 5512 14	Gear Drive Multiple 3&4	1	1	
8	JG 5512 20	Gear 5th Drive	1	1	
9	JG 5512 27	Gear 2nd Drive	1	1	
10	JG 5510 22	Washer - Plain	1	1	
11	JG 5510 25	Output Shaft Assy With Plug	1	1	
12	DH 1012 35	Circlip	1	1	
13	DH 1013 36	Washer Special	1	1	
14	JG 5512 28	Gear 2nd Driven	1	1	
15	BF 5510 37	Ring - Snap	3	3	
16	JG 5512 22	Gear 5th Driven	1	1	
17	JG 5512 23	Gear 3rd Driven	1	1	
18	JG 5510 20	Spline Thrust Washer	2	2	
19	JG 5510 21	Washer Plain O/P shaft	1	1	
20	JG 5512 15	Gear 4th Driven	1	1	
21	JG 5512 24	Gear 6th Driven	1	1	
22	JG 5510 00	Bush 1st Driven	1	1	
23	JG 5512 25	Gear 1st Driven	1	1	
24	39 2159 11	Washer - Plain	1	1	
25	DK 1013 52	O-Ring Spkt. Collar(17.5*1.5)	1	1	
26	JG 5510 10	Collar Sprocket	1	1	
27	JG 5510 19	Plate Drive Sprocket	1	1	
28	LA E000 17	Bolt Flanged M6X1X10L-Precoated	2	2	
29	DV 1010 48	Sprocket Output (14T)	1	1	

Change Drum / Shift Fork



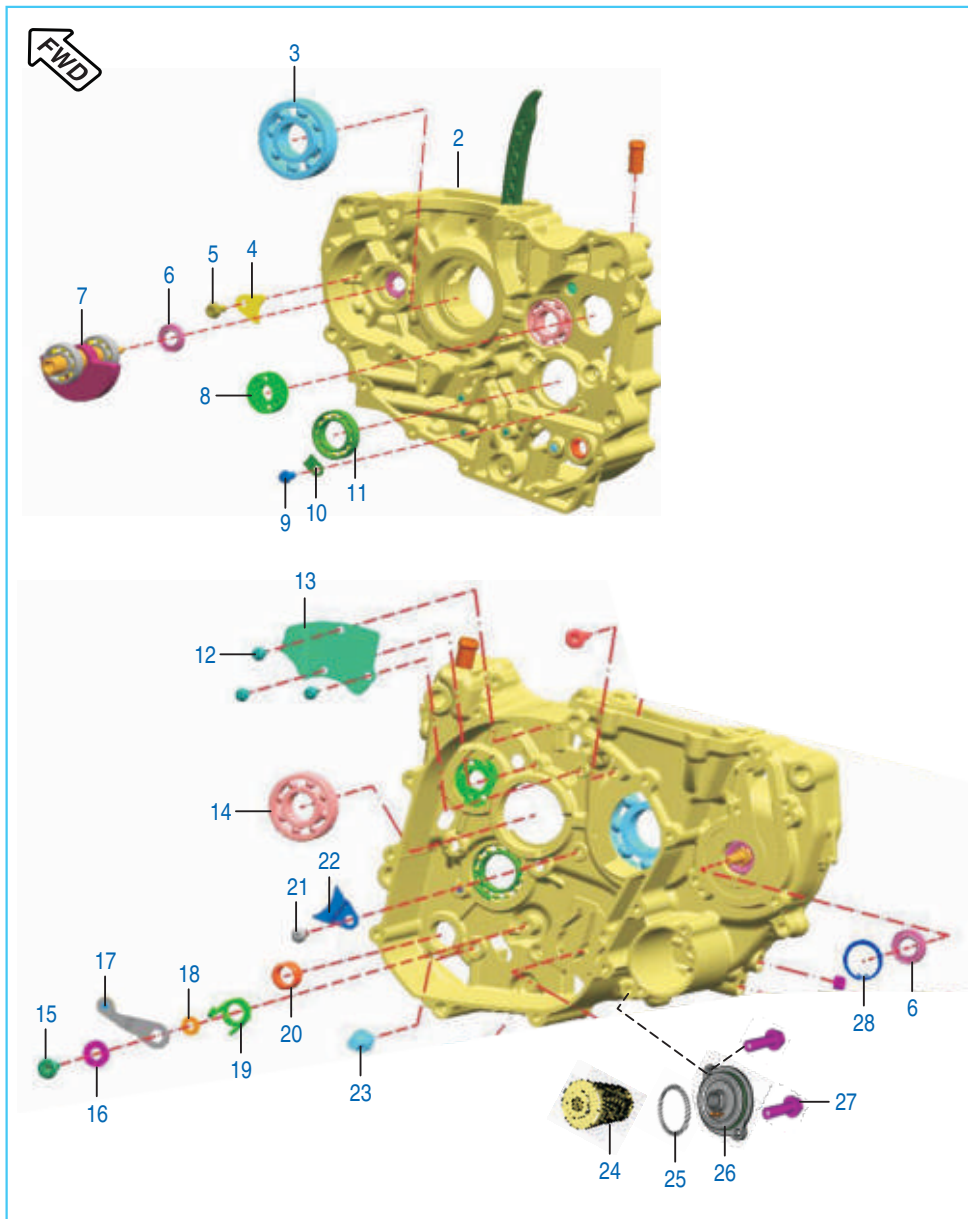
No.	Part No.	Description	Qty.		Remarks
			ABS	NON ABS	
1	JG 5610 11	Drum Complete Gear Shift	1	1	
2	EC 5610 23	Spring Gear Switch Indicator	1	1	
3	JG 5610 08	Gear Indicator Pin	1	1	
4	JG 5610 10	Spacer-Guide Gear Shift	1	1	
5	JG 5612 22	Guide Gear Shift	1	1	
6	LA C000 24	Bolt Socket Head M6X1X20L	1	1	
7	JG 5610 12	Fork Gear Shift Input	1	1	
8	JG 5610 13	Fork Gear Shift Output	2	2	
9	JG 5610 16	Shaft Gear Shift Fork	1	1	
10	JG 5612 25	Shaft Gear Shift Fork Output	1	1	
11	JG 5612 15	Compression Spring	2	2	

Gear Change Mechanism



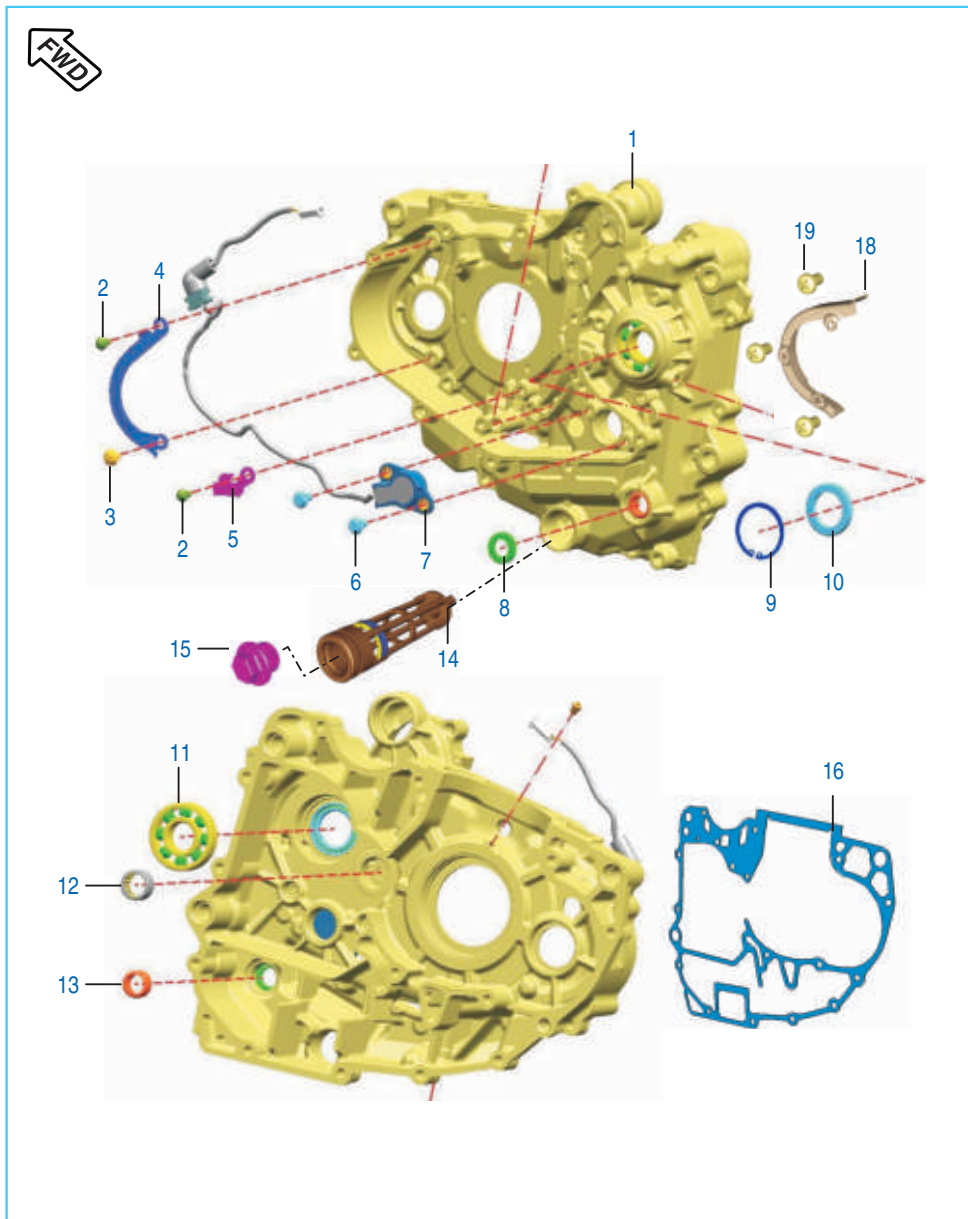
No.	Part No.	Description	Qty.		Remarks
			ABS	NON ABS	
1	DT 5612 06	Lever Gear Shift Assy Comp.	1	1	
2	JG 5612 15	Compression Spring	1	1	
3	JG 5612 32	Torsion Spring	1	1	
4	JG 5612 17	Bush-Torsion Spring	1	1	
5	JG 5612 16	Washer - Steel	1	1	
6	KA DM06 22	Bolt - Flange M6	1	1	
7	DT 5614 09	Assembly Lever Change Arm	1	1	
8	DK 1011 81	Rod Tie	1	1	
9	DT 5612 01	Lever Complete Change	1	1	
9A	DT 5614 08	Lever Complete Change	1	1	
10	DT 5612 05	Damper	1	1	
11	01 1100 05	'O' Ring	2	2	
12	JL 5614 09	Bolt Gear Change Lever	1	1	

Engine Assembly / Crankcase RH



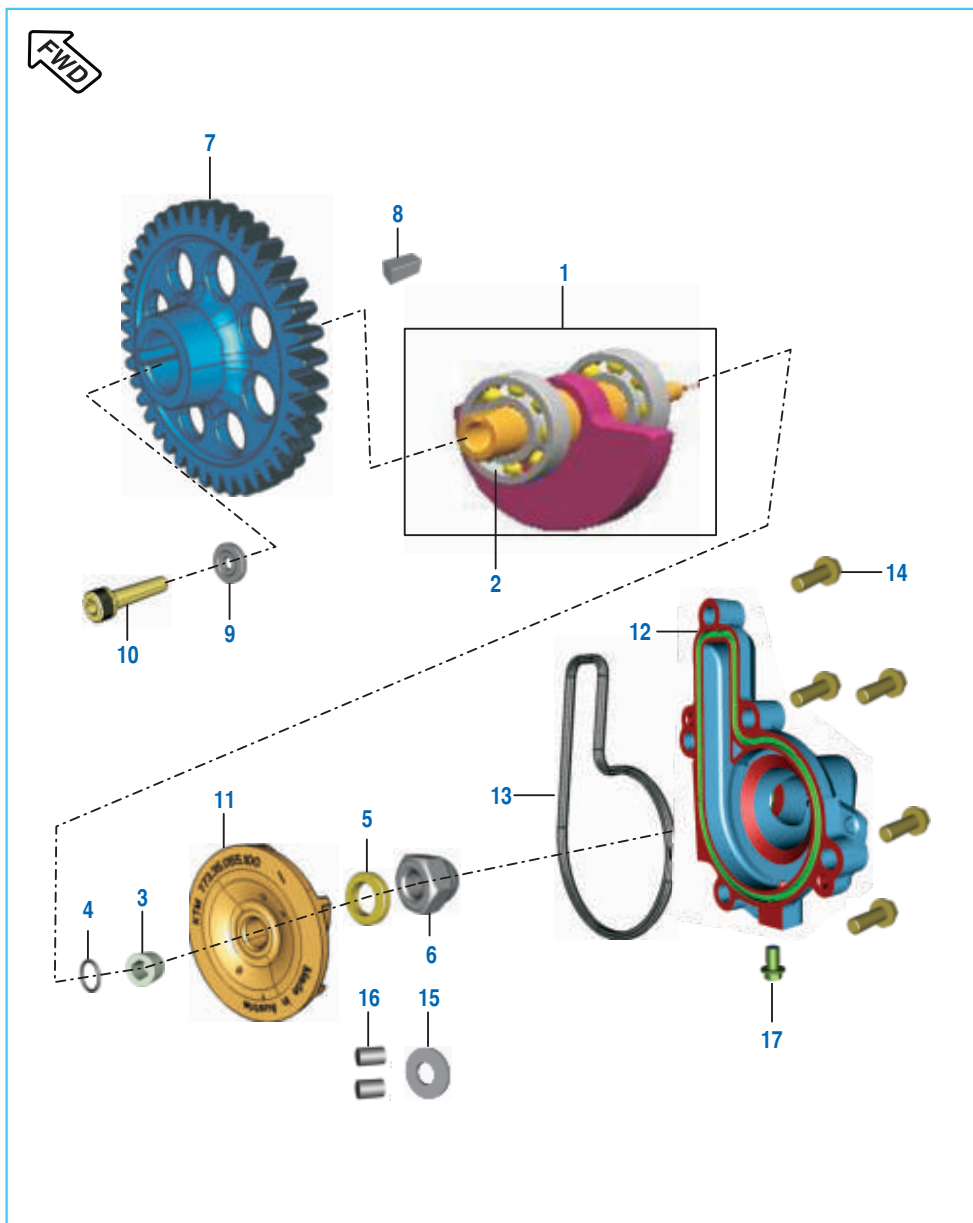
No.	Part No.	Description	Qty.		Remarks
			ABS	NON ABS	
1	JL 5010 04	Assembly Engine 200	1	1	N.I.
2	36 JL00 04	Kit Asly Crankcase RH	1	1	Refer Page No. 115
3	39 1931 20	Ball Bearing 28 X 68 X 18	1	1	
5	LA D000 77	Bolt Flanged M6x16	1	1	
4	JG 5410 46	Balancer Bearing Stopper	1	1	
6	JG 6010 07	Special Shaft Seal Ring (oil)	2	2	
7	JU 5312 15	Balancer Assly.	1	1	
8	39 2602 20	Bearing - Ball 6202/HN3	1	1	
9	DH 1013 83	Precoated Flanged Bolt M6	1	1	
10	JG 5410 59	Plate Stopper Bearing Drum	1	1	
11	39 2601 20	Bearing - Ball 61905 (25 X 42 X 9)	1	1	
12	LB B000 06	Screw Pan head	3	3	
13	JU 5410 05	Breather Plate	1	1	
14	59 2000 28	Bearing Ball RH	1	1	
15	JG 5612 04	Bolt Drum Stopper	1	1	
16	JG 5612 05	Washer	1	1	
17	JG 5610 09	Stopper Drum Complete	1	1	
18	39 2005 11	Washer	1	1	
19	JG 5612 26	Spring	1	1	
20	39 2562 20	Bearing - Needle Roller 13X19X12	1	1	
21	39 0746 01	Screw Pan Cross - M6	1	1	
22	JG 5410 45	Input Shaft Bearing Stopper	1	1	
23	DP 1011 91	Bolt Shifter	1	1	
24	JG 5710 14	Oil Filter	1	1	
25	JG 5710 16	O-Ring	1	1	
26	JL 5412 37	Cap Oil Filter	1	1	
27	LA D000 63	Bolt Flanged	2	2	
28	LE B000 01	Circlip Internal	1	1	

Crankcase LH



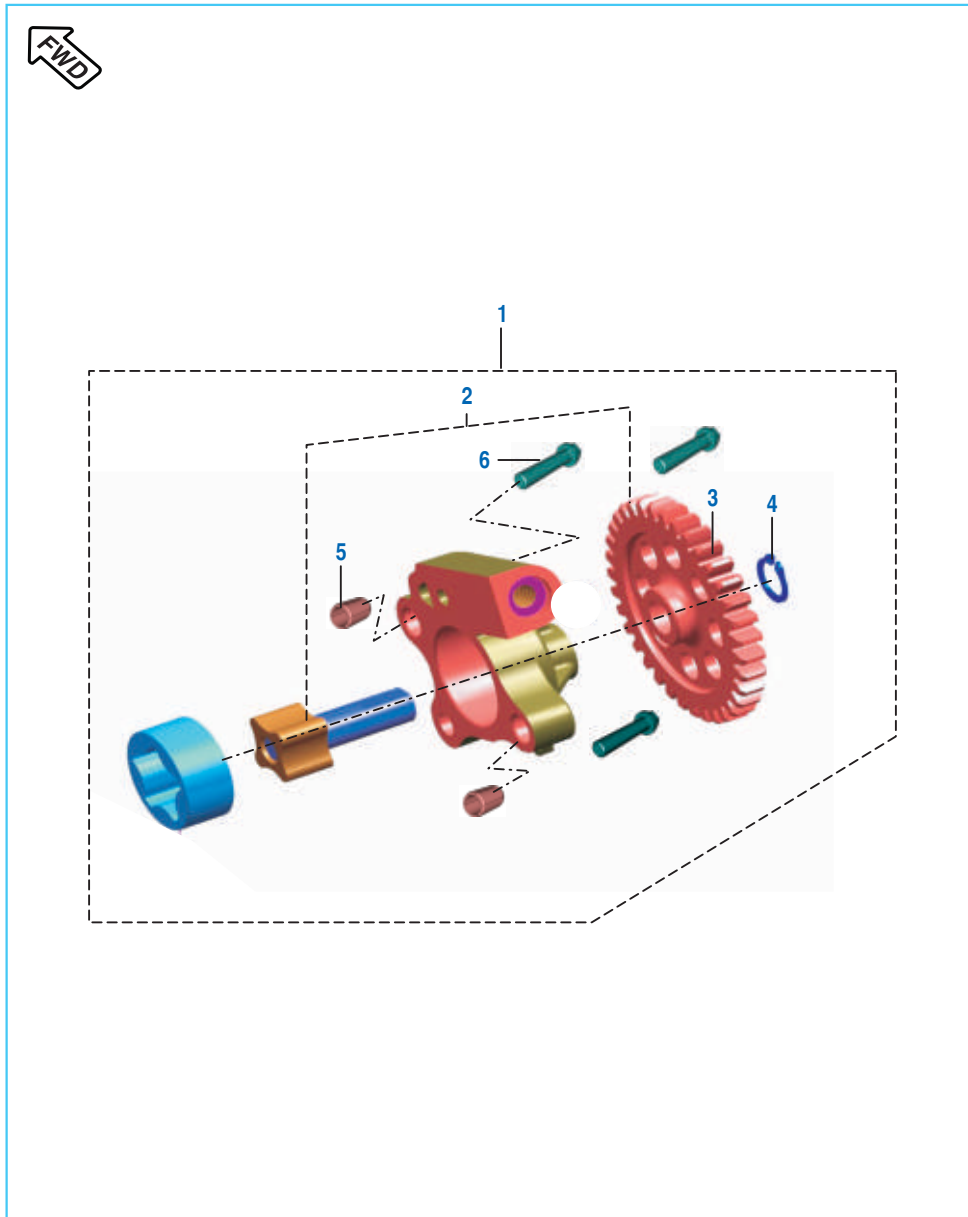
No.	Part No.	Description	Qty.		Remarks
			ABS	NON ABS	
1	36 JL00 03	Kit Assly. Crankcase LH	1	1	Refer Page No.116
2	LA E000 14	Bolt Flanged	2	2	
3	DH 1013 81	Pre Coated pan Screw	1	1	
4	JG 5410 63	Bracket Harness Upper	1	1	
5	JG 5410 44	Bracket Harness Lower	1	1	
6	39 1773 04	Bolt M-5 x 16	2	2	
7	DT 3518 02	Neutral Indicator Switch	1	1	
8	39 1043 19	Seal Oil	1	1	Gear Change lever
9	KE BA37 15	Circlip Internal	1	1	Output Shaft
10	DG 1014 56	Seal Oil	1	1	Output Shaft
11	59 2000 06	Bearing Ball	1	1	Output Shaft
12	JG 5410 15	Needle Bearing	1	1	Drum
13	39 2562 20	Needle Bearing	1	1	
14	JY 5710 30	Mesh Oil Filter Assly	1	1	
14A	LJ A000 04	'O' Ring Strainer	1	1	
15	JA 5410 48	Strainer Cap with 'O' Ring	1	1	
16	JG 5410 41	Gasket Crankcase	1	1	
17	36 DT00 08	Kit Engine Gasket	1	1	Refer Page No.115
18	JG 5410 58	Chain Guard	1	1	
19	KB BG06 12	Pan Head Screw	3	3	

Balancer Idler Gear / Water Pump



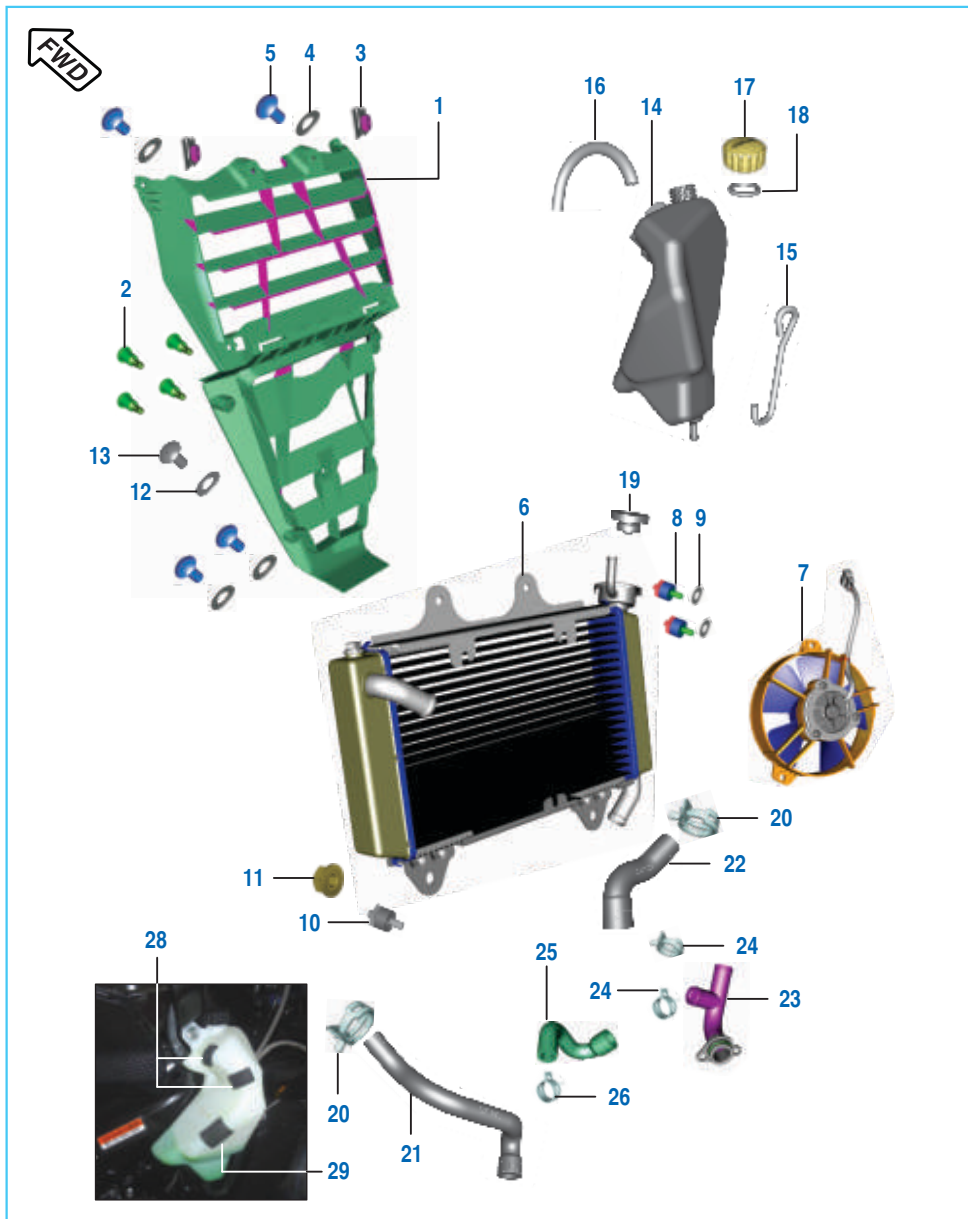
No.	Part No.	Description	Qty.		Remarks
			ABS	NON ABS	
1	JU 5312 15	Balancer Assy	1	1	
2	59 2000 36	Balancer Bearing	2	2	
3	JG 5312 28	Sleeve Balancer Driven	1	1	
4	JG 5312 29	O Ring Balancer Driven	1	1	
5	JG 5312 15	Washer (2.5MM)	1	1	
6	JG 6010 05	Dome Nut	1	1	
7	JG 5312 07	Gear Balancer Driven	1	1	
8	DS 1011 54	Key	1	1	
9	DH 1010 48	Washer - Special Camshaft	1	1	
10	DK 1013 86	Pre-coated Soc Head Cap Bolt M8X40	1	1	
11	JG 6010 13	Water Pump Rotor	1	1	
12	JL 6010 08	Cover Water Pump	1	1	
13	JG 6010 12	O-Ring (Water Pump Cover)	1	1	
14	KA EQ06 20	Bolt Hexagonal	5	5	
15	39 1665 11	Washer - Seal	1	1	
16	39 2606 07	Pin - Parallel	2	2	
17	LA E000 17	Bolt Flanged	1	1	

Oil Pump



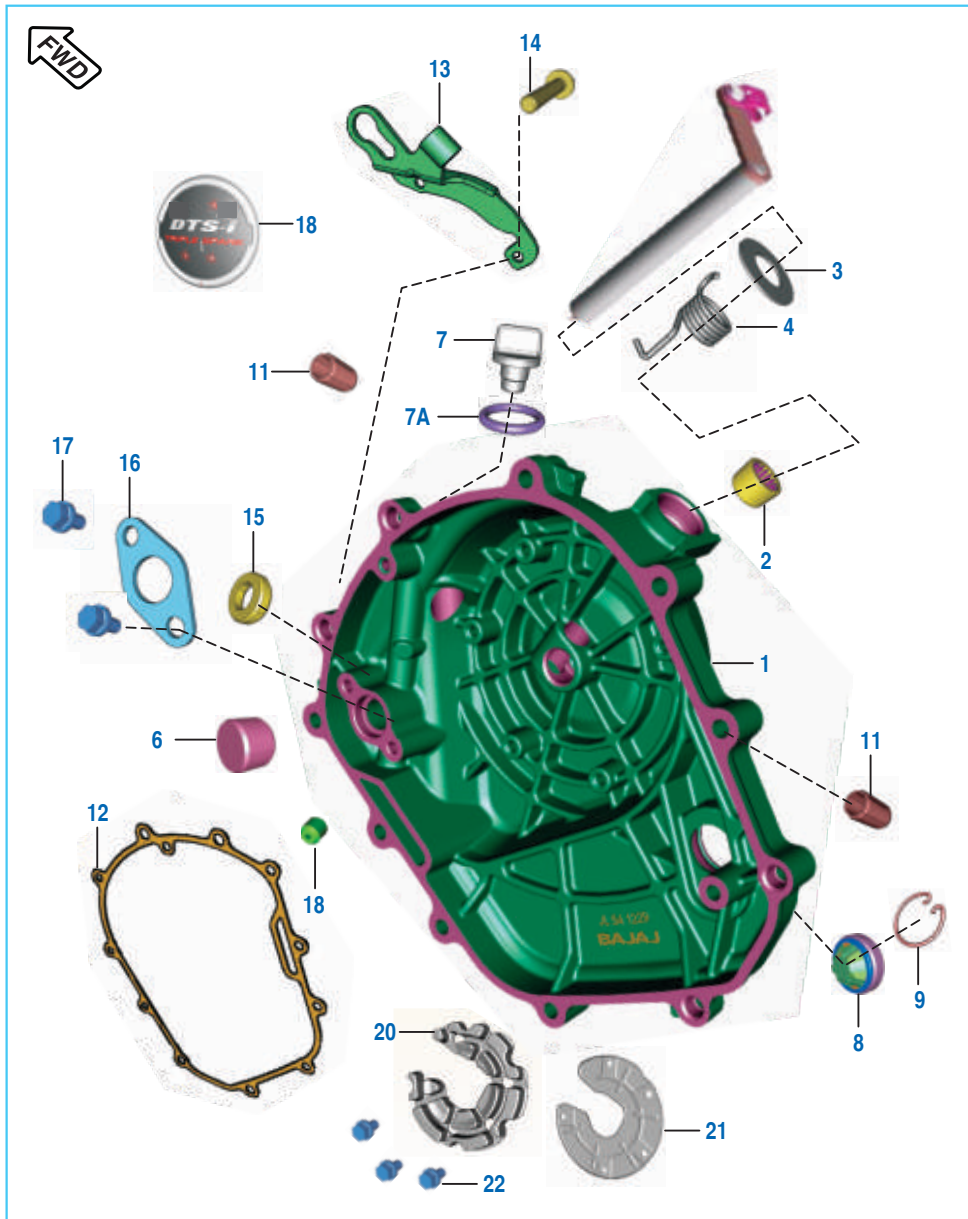
No.	Part No.	Description	Qty.		Remarks
			ABS	NON ABS	
1	JU 5710 00	Oil Pump Assy Comp	1	1	
2	36 JG00 04	Shaft Oil Pump Assy	1	1	Refer Page No. 116
3	JG 5710 18	Gear Oil Pump Drive	1	1	
4	KE AB10 10	Circlip	1	1	
5	39 0999 06	Pin - Hollow Dowel	2	2	
6	LA E000 18	Bolt Flanged M6X1X30L	3	3	

Radiator



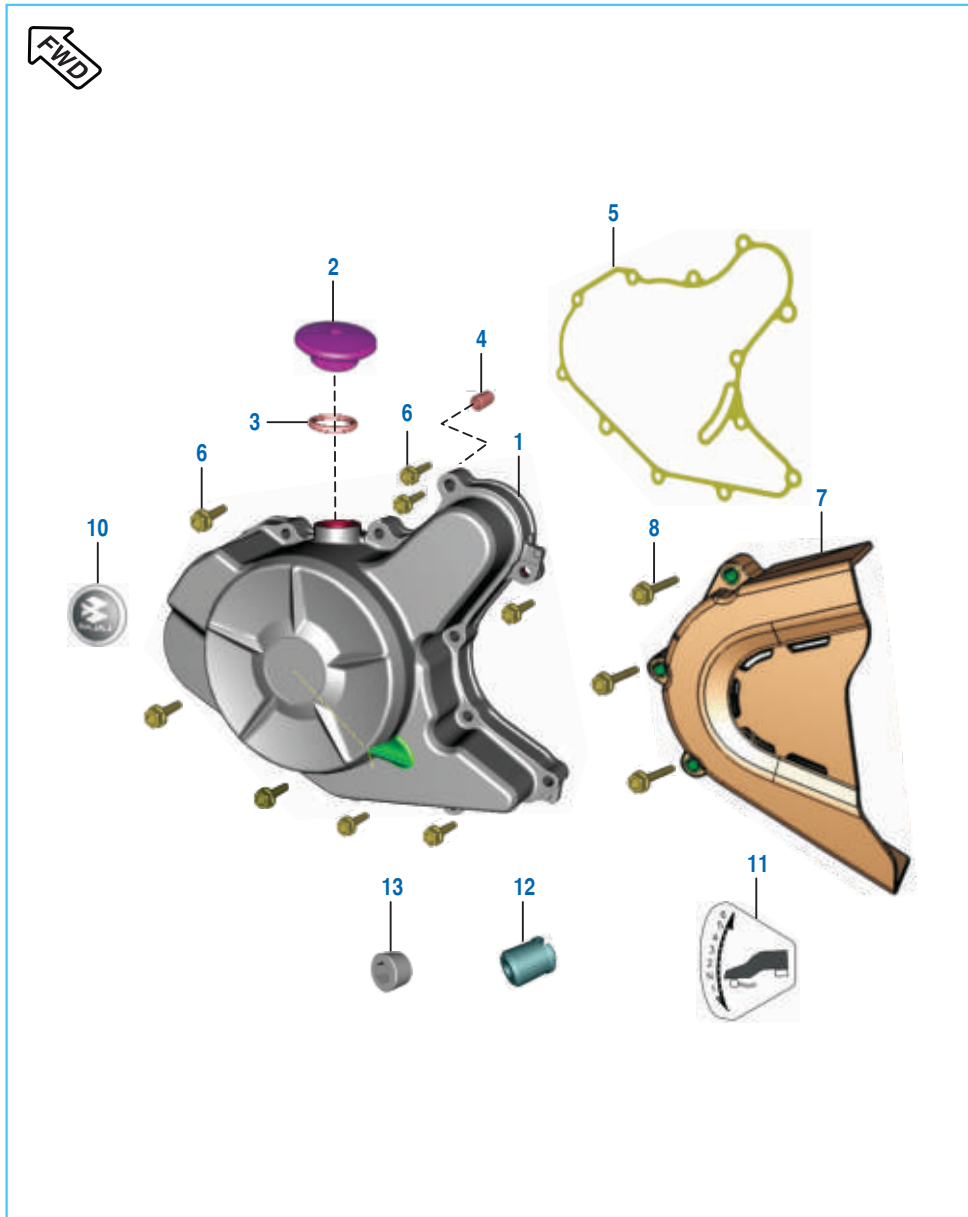
No.	Part No.	Description	Qty.		Remarks
			ABS	NON ABS	
1	DT 1810 01	Cowl Radiator	1	1	
2	DT 1810 28	Plug Push Pull	4	4	
3	DJ 1612 29	Nut - Clip M6	4	4	
4	39 2141 24	Washer Nylon	4	4	
5	LB U000 23	Screw	4	4	
6	DT 6012 32	Radiator Core	1	1	
7	JG 6012 37	Radiator Fan	1	1	
8	JL 6012 16	Silent Block	2	2	
9	39 0211 11	Washer	2	2	
10	JG 5810 14	Silent Block	2	2	
11	39 2711 15	Nut Flanged	2	2	
12	KD BC06 13	Washer Plain	1	1	
13	KB UB06 12	Screw Truss	1	1	
14	DT 6012 26	Expansion Tank	1	1	
15	DT 6012 28	Tube Connecting	1	1	
16	DT 6012 10	Tube Drain	1	1	
17	JG 6012 11	Cap Expansion Tank	1	1	
18	JG 6012 30	O-Ring Cap	1	1	
19	JG 6012 35	Radiator Cap	1	1	
20	JG 6012 34	Clamp	2	2	
21	JL 6012 22	Hose Thermosat to Radiator	1	1	
22	JL 6012 23	Hose Radiator to T pipe	1	1	
23	JL 6012 28	Coolant Pipe T Assly	1	1	
24	JG 6012 09	Clamp Radiator Pipe	2	2	
25	JL 6010 01	Hose By Pass To pump	1	1	
26	JL 6012 12	Clamp Radiator	1	1	
27	36 DT00 01	Kit Hardware R Cowl & Fairing	1	1	
28	DJ 1811 26	Foam Pad (25X15X2)	2	2	
29	JK 4018 01	Foam Pad (25X30X2)	1	1	

Cover Clutch



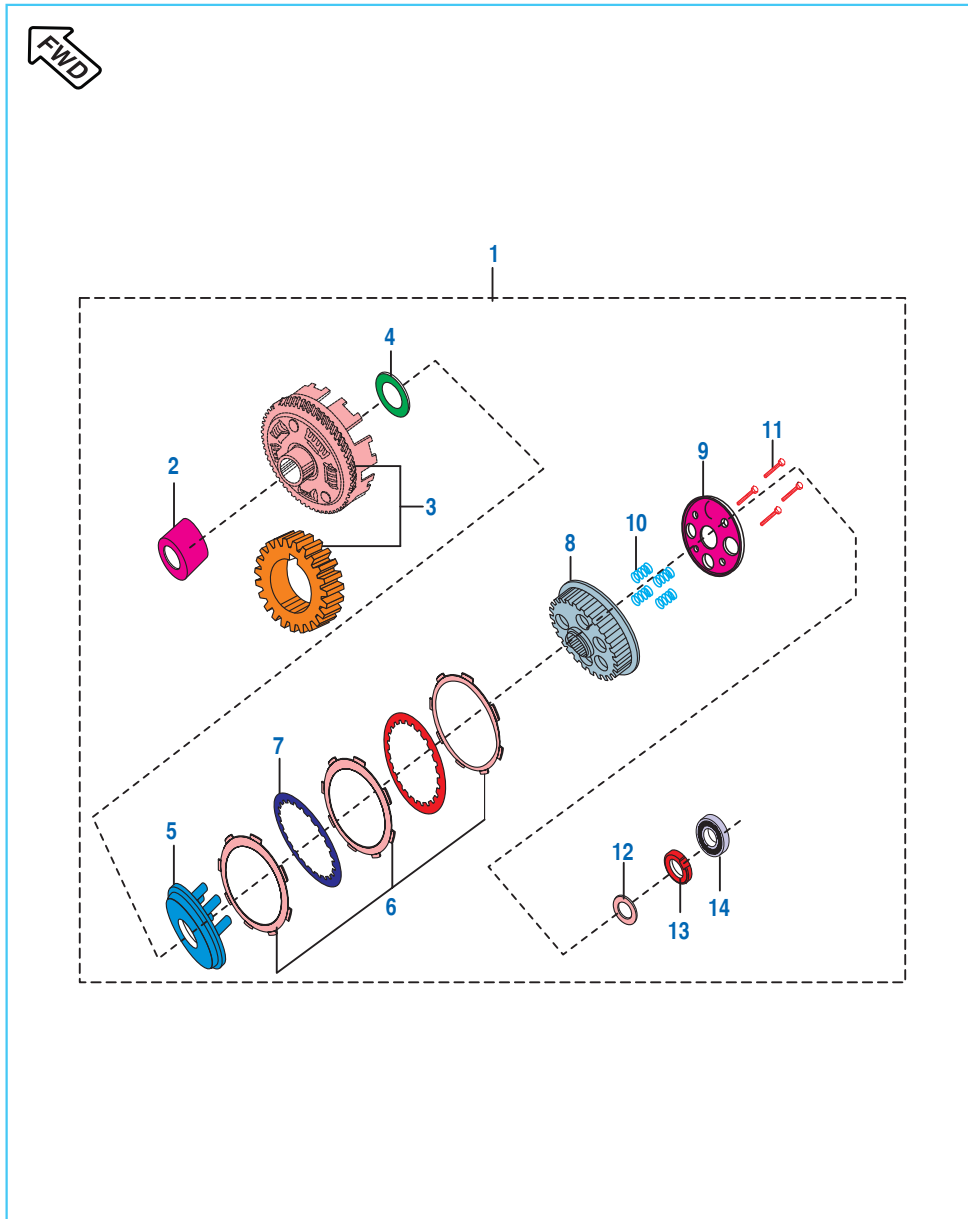
No.	Part No.	Description	Qty.		Remarks
			ABS	NON ABS	
1	DT 5412 12	Clutch Cover With Oil Plug	1	1	
2	39 1990 20	Bearing - Needle	1	1	
3	LD B000 20	Washer 12.5X24X0.8T	1	1	
4	JG 5510 17	Spring	1	1	
5	DT 5410 19	Shaft Clutch Release Assy	1	1	
6	JU 5514 01	Rod Push	1	1	
7	JG 5412 30	Cap Oil Filling	1	1	
7A	39 1537 21	Ring 'O'	1	1	
8	JL 5412 27	Window Oil Gauge	1	1	
9	DH 1021 17	Clip - Wire	1	1	
10	39 1041 19	Seal - Oil	1	1	N.I.
11	39 0999 06	Pin - Hollow Dowel	2	2	
12	JL 5412 07	Gasket Clutch Cover	1	1	
13	DT 5410 18	Bracket Clutch Cable	1	1	
14	KA EQ06 30	Bolt Flanged	11	11	
15	39 1046 19	Seal - Oil	1	1	
16	JG 5412 31	Plate -position	1	1	
17	DH 1013 83	Bolt M6	2	2	
18	JL 5412 22	Decal Triple Spark	1	1	
19	JL 5412 18	Jet Oil Clutch Cover	1	1	N.I.
20	JL 5412 30	Damper Clutch Cover	1	1	
21	JL 5412 31	Plate Damper Clutch Cover	1	1	
22	DH 1013 88	Bolt Flange	5	5	

Cover Magneto



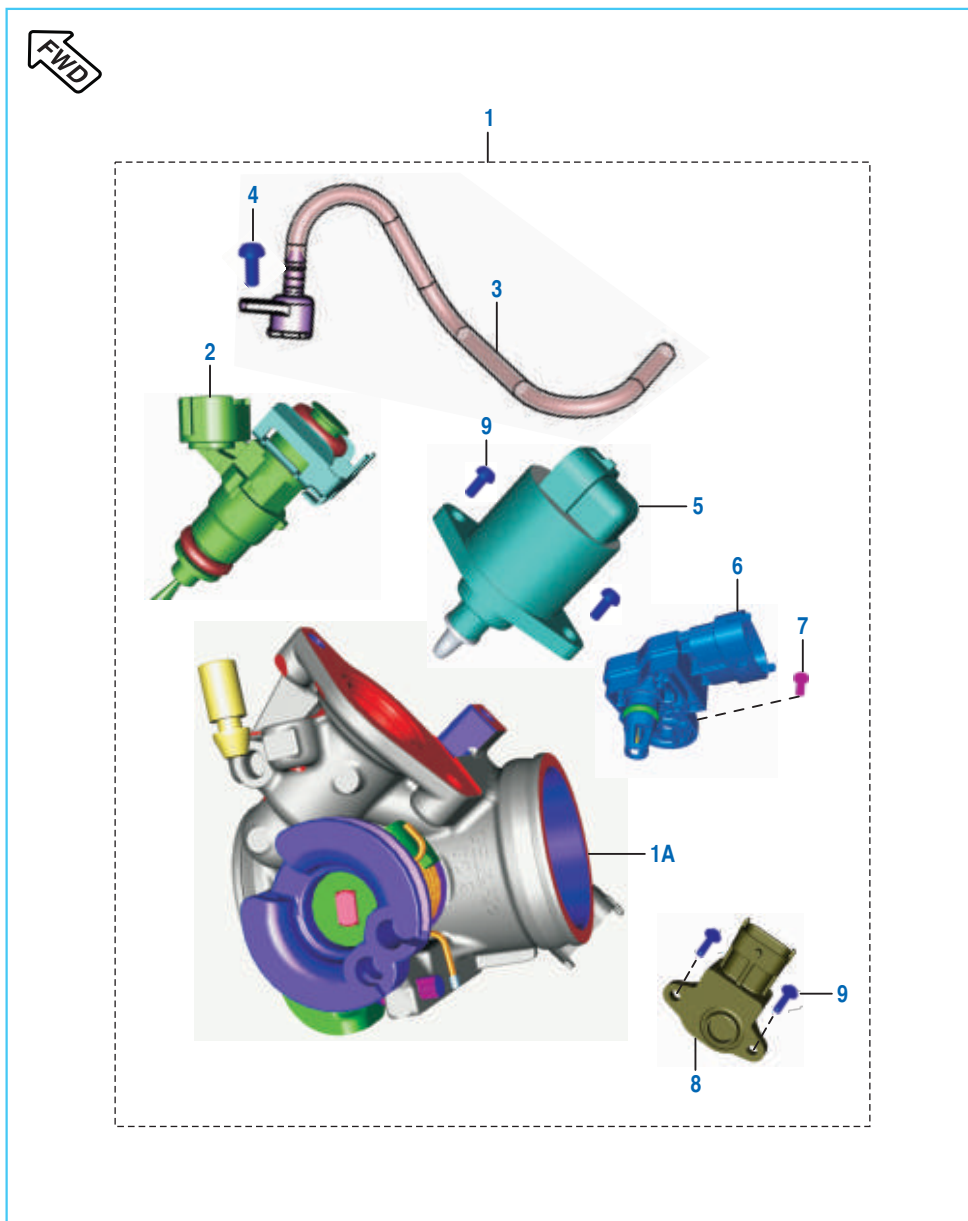
No.	Part No.	Description	Qty.		Remarks
			ABS	NON ABS	
1	DT 5412 06	Assly Cover Magneto	1	1	
2	JA 5412 33	Cap TDC Finder	1	1	
3	30 1011 95	Ring - O	1	1	
4	39 0999 06	Pin - Hollow Dowel	2	2	
5	JL 5412 08	Gasket Magneto Cover	1	1	
6	KA EQ06 30	Bolt Flanged	9	9	
7	JL 5412 03	Cover LH RR	1	1	
8	KA EQ06 45	Hex Headed Bolt Flange	3	3	
9	JL 2330 15	Gear Shift Label	1	1	
10	JL 5412 23	Decal 'Bajaj logo'	1	1	
11	JL 2330 15	Gear Shift Label-6 Speed	1	1	
12	DT 5412 10	Jet Oil Stator	1	1	
13	BA 1020 04	Plug	1	1	

Clutch Assly



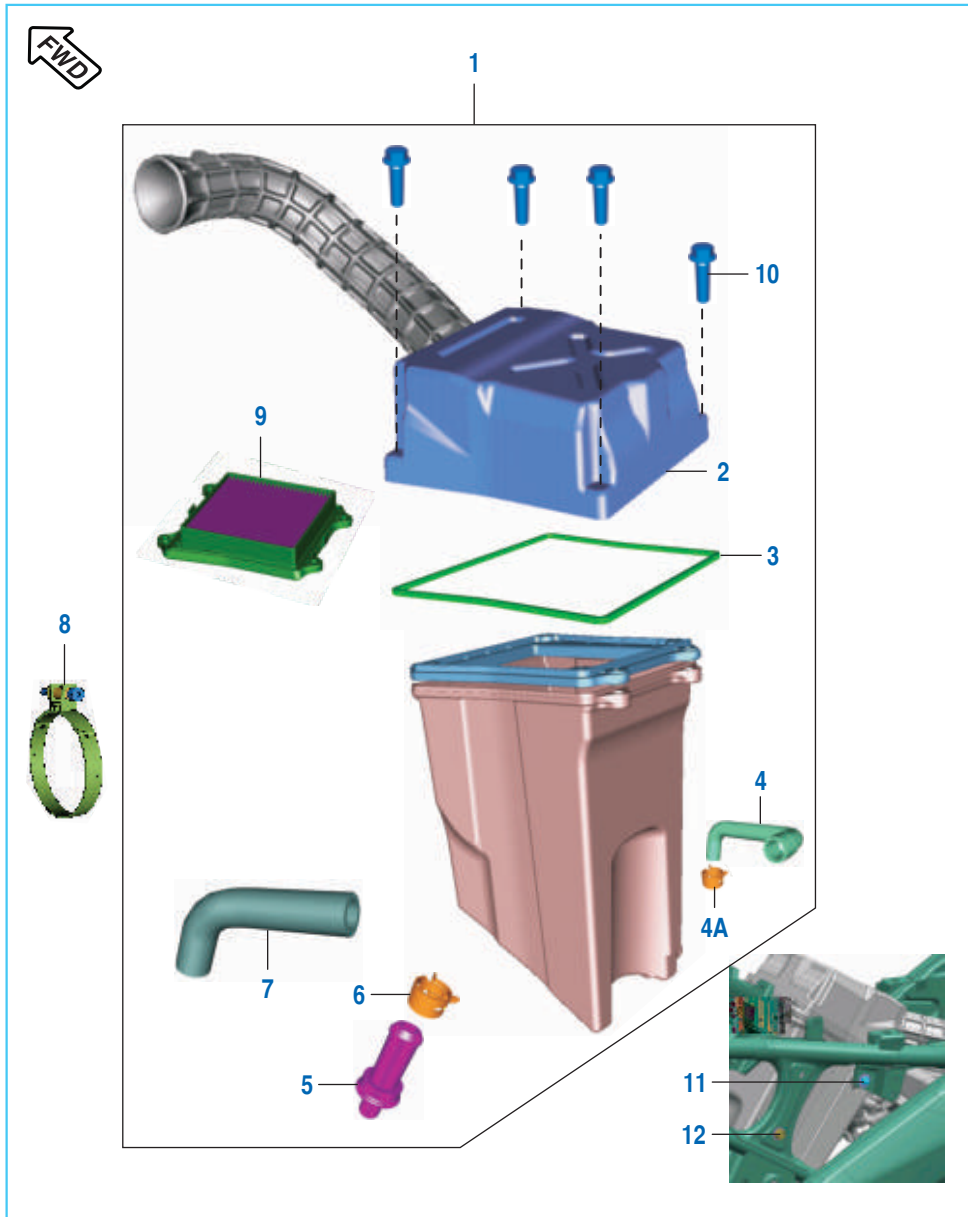
No.	Part No.	Description	Qty.		Remarks
			ABS	NON ABS	
1	DT 5514 00	Clutch Assy Comp	1	1	
2	JG 5514 27	Collared Bush	1	1	
3	36 DT00 33	Kit Primary Gear Drive+Driven	1	1	Refer Page No.115
4	JG 5514 28	Washer Clutch	1	1	
5	DT 5514 02	Plate (Wheel Clutch)	1	1	
6	JG 5514 48	Friction Plate	4	4	
	JG 5514 55	Friction Plate	2	2	
7	JG 5514 47	Pressure Plate	5	5	
8	DT 5514 01	Clutch Center (Hub Clutch)	1	1	
9	JG 5514 43	Clutch Holder (Holder Clutch)	1	1	
10	DT 5514 03	Spring -Clutch	4	4	
11	JG 5514 51	Bolt 6*22	4	4	
12	JL 5514 07	Washer - Plain	1	1	
13	DH 1016 48	Nut Clutch Center Lock	1	1	
14	JG 5514 23	Clutch Lifter Bearing	1	1	

Throttle Body



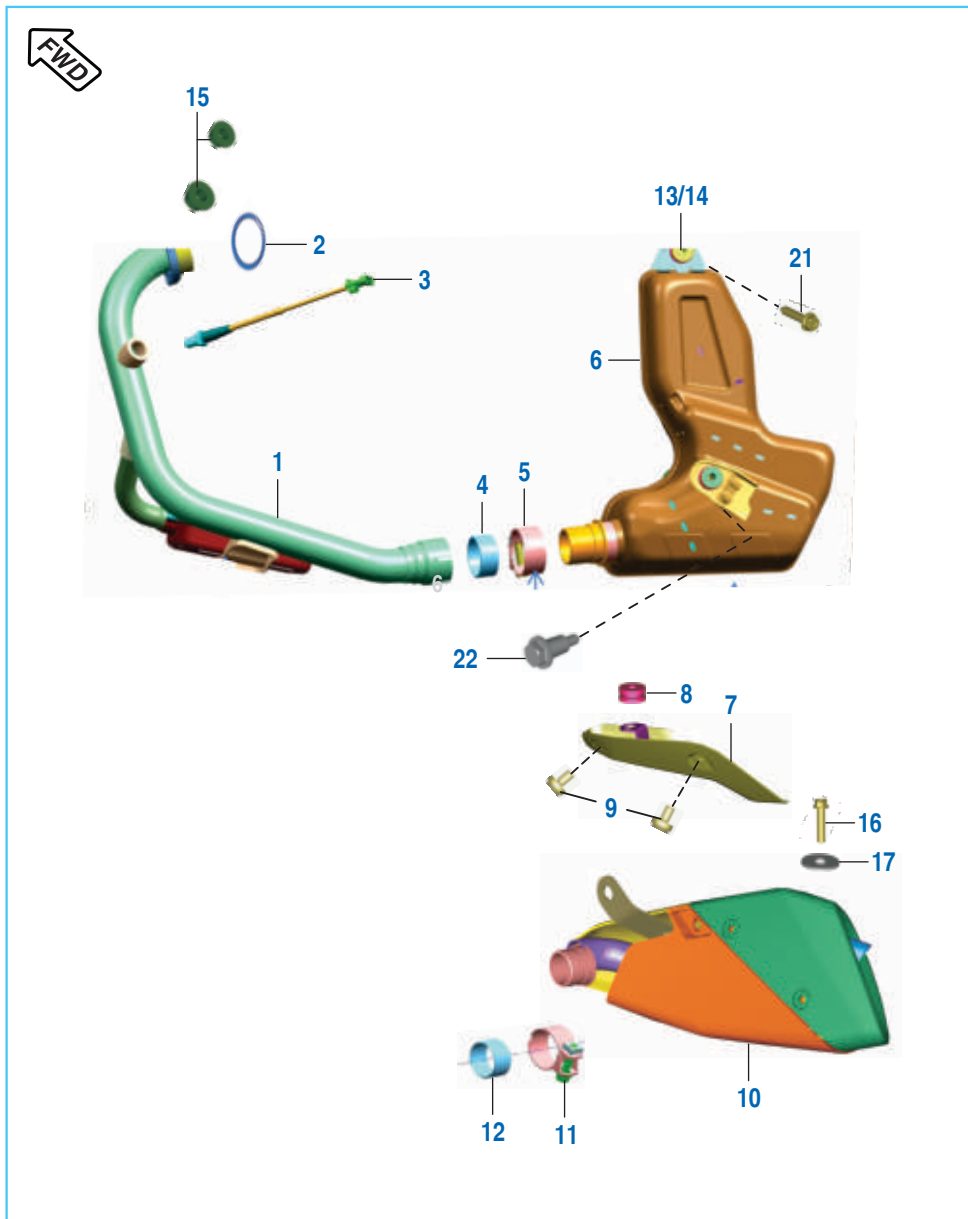
No.	Part No.	Description	Qty.		Remarks
			ABS	NON ABS	
1	DT 6112 02	Throttle Body Assy	1	1	
1A	JU 5814 03	Throttle Body	1	1	
2	JG 6110 07	Fuel Injector	1	1	
3	DT 6112 03	Injector Cap	1	1	
4	JG 5814 24	Fixing Screw	5	5	
5	JG 6112 06	Stepper Motor	1	1	
6	JG 3518 05	Sensor T MAP	1	1	
7	JG 5814 37	Fixing Screw	1	1	
8	JG 3518 04	Sensor Throttle Position	1	1	
9	JG 5814 23	Fixing Screw M5x12	2	2	

Air Cleaner Complete



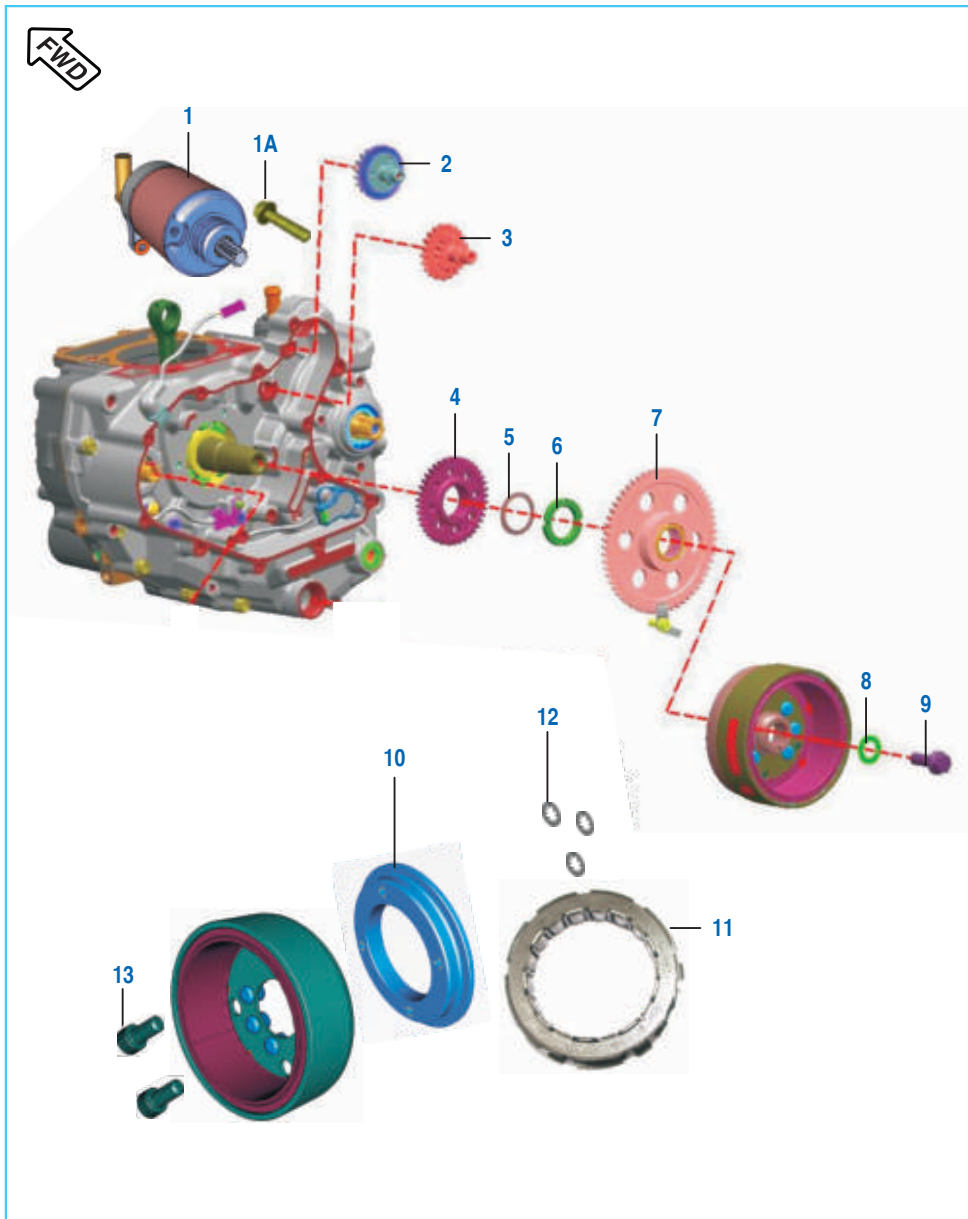
No.	Part No.	Description	Qty.		Remarks
			ABS	NON ABS	
1	DT 5810 64	Assembly Air Filter Fi	1	1	
2	DT 5810 63	Assembly Top Cover	1	1	
3	DT 5810 28	Seal Top Cover	1	1	
4	JL 5810 56	Assembly Drain Tube	1	1	
4A	DG 1210 02	Clamp (Hose C'Case Breather)	1	1	
5	DS 1211 26	Plug	1	1	
6	JG 5810 56	Clamp (Breather Tube)	1	1	
7	DT 5810 48	Breather Tube with Clamp	1	1	
8	JU 5810 06	Clamps	2	2	
9	DT 5810 62	Element Air filter	1	1	
10	KA EQ06 30	Bolt Flange	4	4	
11	KA EM06 10	Flange Bolt M6-10L	1	1	
12	KA DA06 30	Flange Bolt M6 33L	1	1	
13	39 0239 11	Washer	2	2	

Silencer Assembly



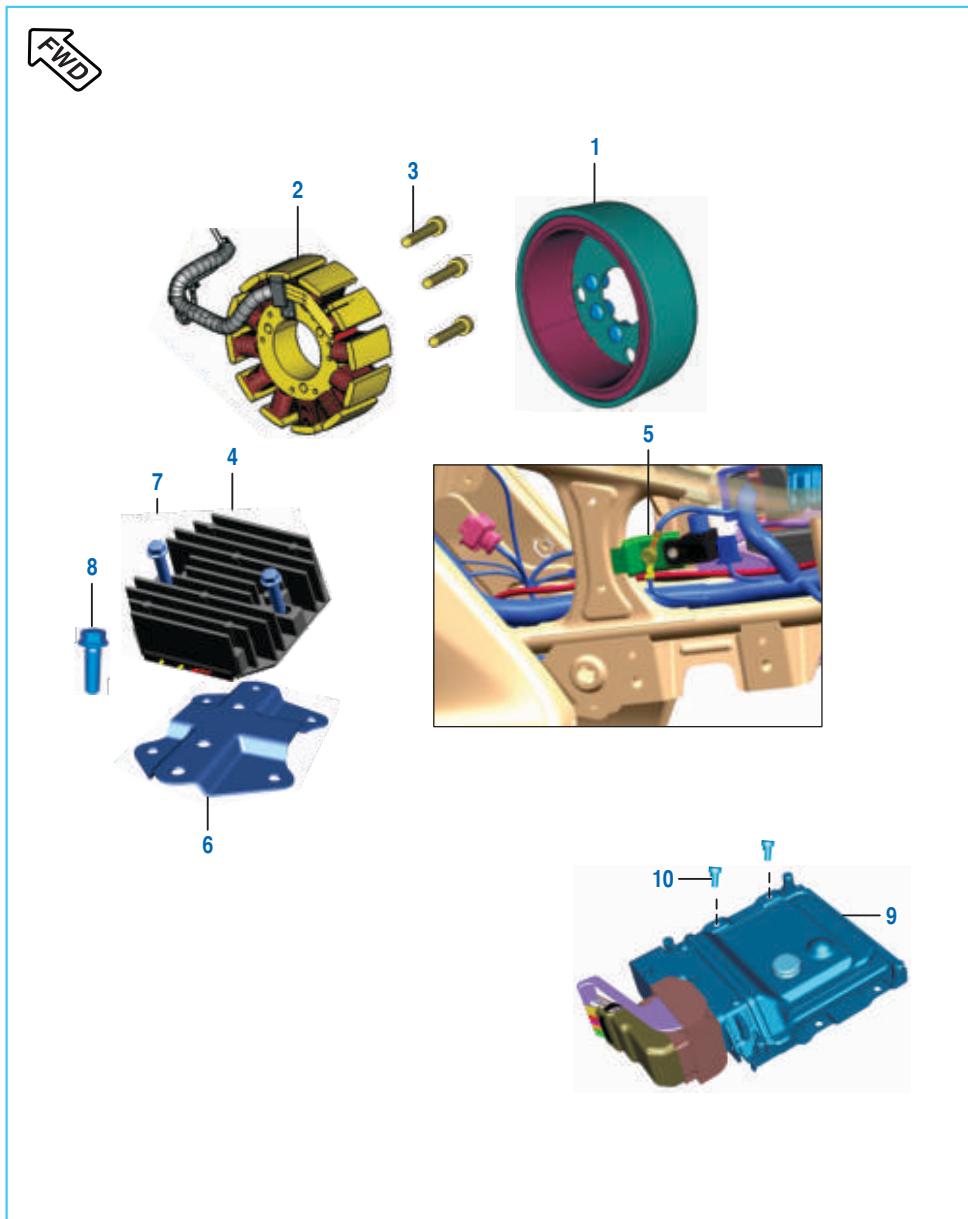
No.	Part No.	Description	Qty.		Remarks
			ABS	NON ABS	
1	DT 5912 30	Assembly Pipe A Exhaust	1	1	
2	JG 5910 70	Gasket Exhaust	1	1	
3	JG 5110 10	O2 Sensor	1	1	
4	JG 5910 38	Band Clip	1	1	
5	JG 5910 39	Gasket Muffler Pipe-a	1	1	
6	DT 5912 39	Muffler Assembly Comp	1	1	Deleted Alternate
	DT 5912 38	Muffler Assembly Comp	1	1	
6A	JL 5911 57	Sleeve Bottom	2	2	
7	DT 5911 16	Assembly Heat Shield	1	1	
8	DT 5911 18	Grommet Heat Shield	1	1	
9	LB U000 37	Truss Screw	2	2	
10	52 DT01 53	Assembly End Chamber	1	1	
11	DT 5910 72	Band Clip End Chamber	1	1	
12	JL 5910 45	Spacer Pipe A Proto 1	1	1	
13	JL 5911 65	Damper Silencer Mtg. Lower	4	4	
14	JL 5911 56	Sleeve Top	4	4	
15	LC G000 06	Nut Hex	2	2	
16	KA DD10 45	Bolt Socket	1	1	
17	39 2425 11	Washer	2	2	
18	DH 1611 57	Tube Silencer Mtg.	1	1	
19	DH 1611 55	Damper Silencer	1	1	
20	DD 1610 71	U nut M10	1	1	
21	JL 5911 48	Bolt Flange	2	2	
22	KA Da06 30	Bolt M6x30	2	2	

Starter Assembly



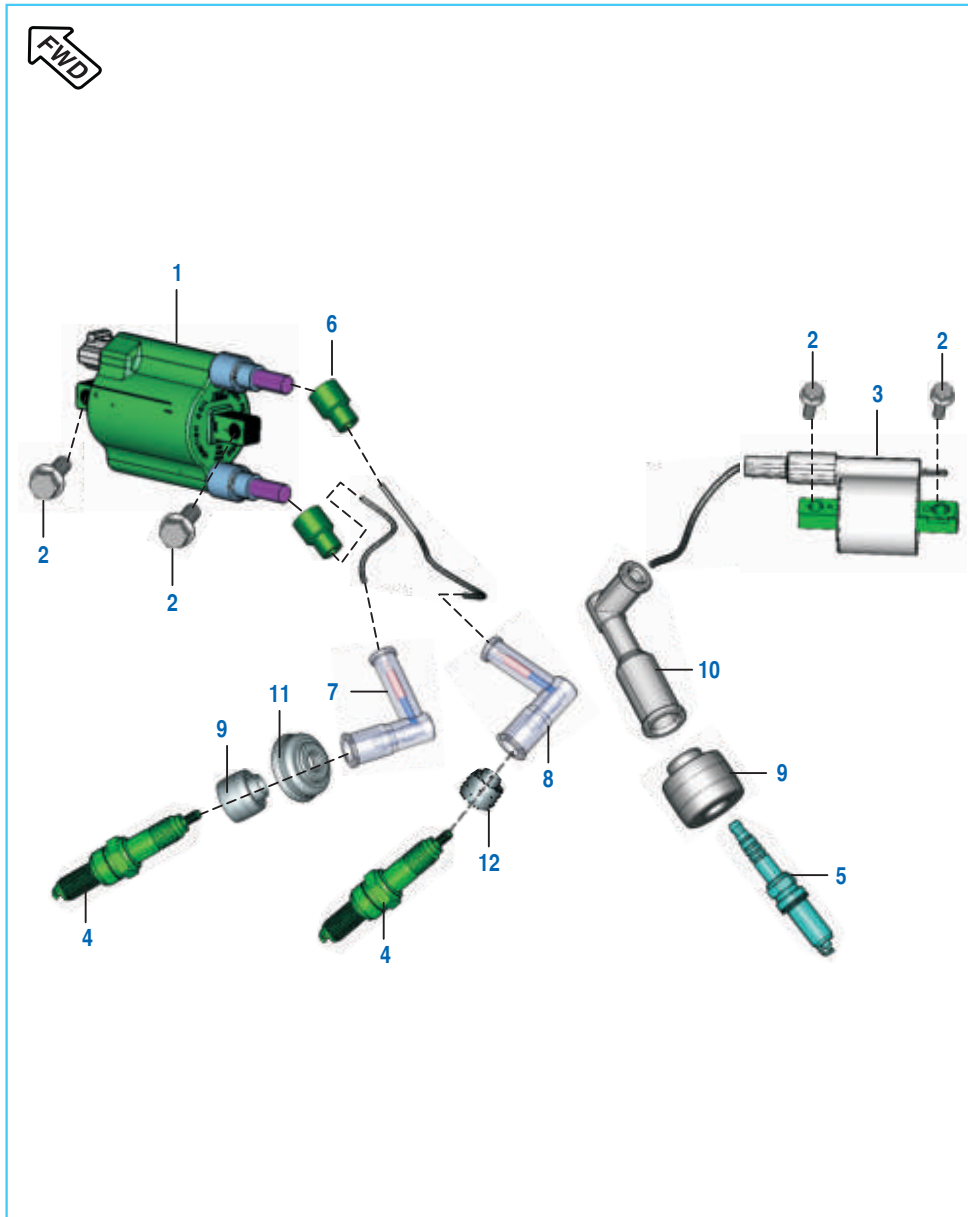
No.	Part No.	Description	Qty.		Remarks
			ABS	NON ABS	
1	JL 3516 00	Starter Motor Assly.	1	1	
1A	KA DQ06 25	Bolt M6-Motor mtg.	2	2	N.I.
2	JG 6214 13	Gear Starter Counter 2 Assy	1	1	
3	JG 6214 12	Gear Starter Counter 1	1	1	
4	JG 5310 41	Balancer Drive Gear	1	1	
5	LD H000 02	Belleville Washer	1	1	
6	JG 5310 40	Nut Balancer	1	1	
7	JG 6214 17	Assembly Gear Starter Clutch	1	1	
8	LD B000 10	Plain Washer	1	1	
9	LA D000 55	Hex Bolt Flanged	1	1	
10	JG 3510 19	Body Complete Starter Clutch	1	1	
11	JY 5514 02	Clutch One Way Assly	1	1	
12	39 0849 14	Washer - Lock Toothed	4	4	
13	DH 10 13 89	Pre-coated Screw	4	4	
14	JA 3516 27	'O' Ring Starter Motor	1	1	N.I.

Magneto, Regulator & EMS



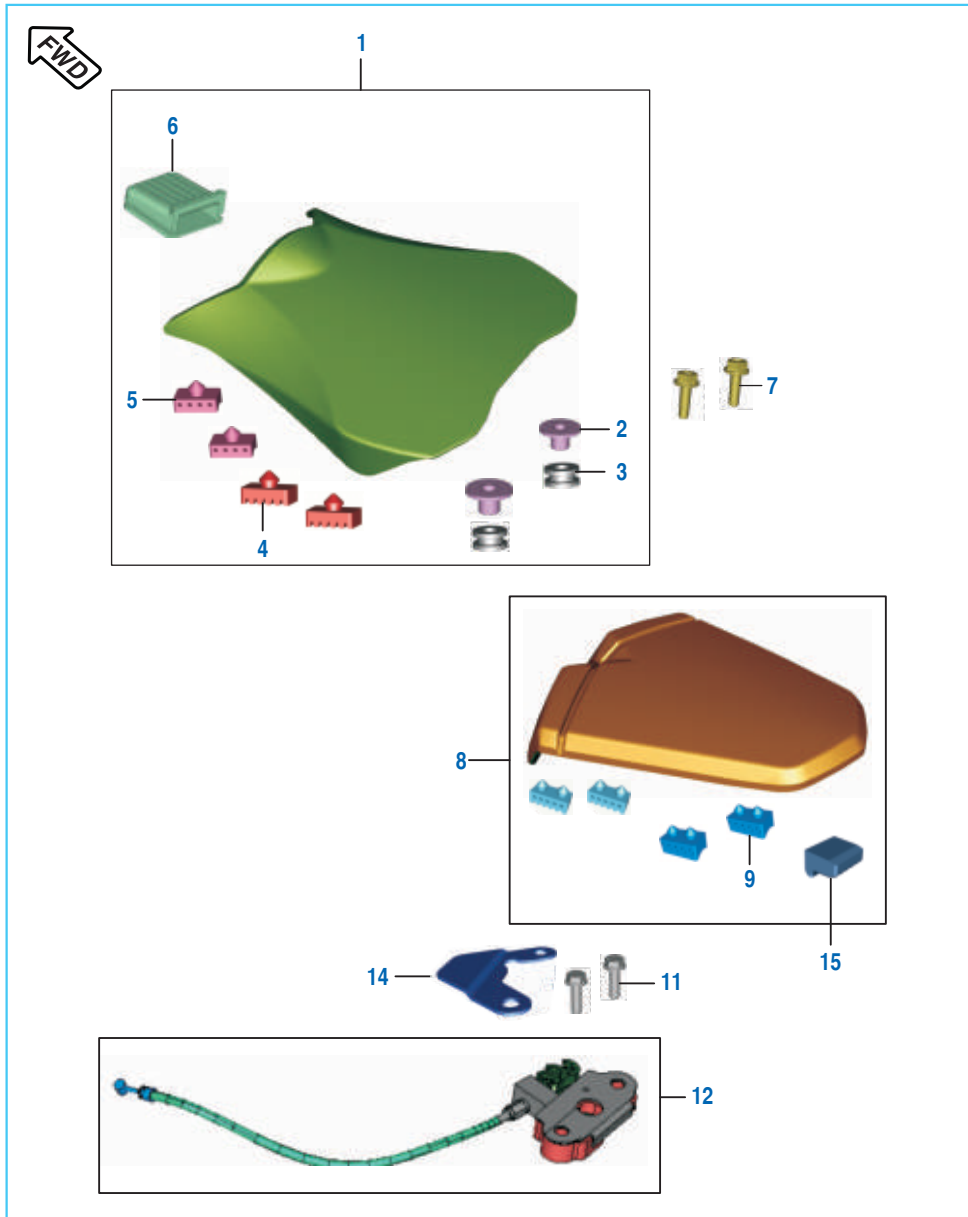
No.	Part No.	Description	Qty.		Remarks
			ABS	NON ABS	
1	JY 3510 19	Rotor Without Clutch Assy	1	1	
2	DT 3510 06	Stator Assly Compl	1	1	
3	DK 1012 84	Hex Socket Head Screw	3	3	
4	DT 4020 04	Regulator Assly	1	1	
5	DT 4020 03	Capacitor	1	1	
6	DT 1138 02	Bracket Regulator Mtg Loose	1	1	
7	KA EA06 25	Bolt Flanged	2	2	
8	KA EA06 12	Bolt Flanged	1	1	
9	DT 3514 04	EMS-ECU Assembly	1	1	
10	KB BF04 08	Screw Pan Cross	4	4	

H.T. Coil



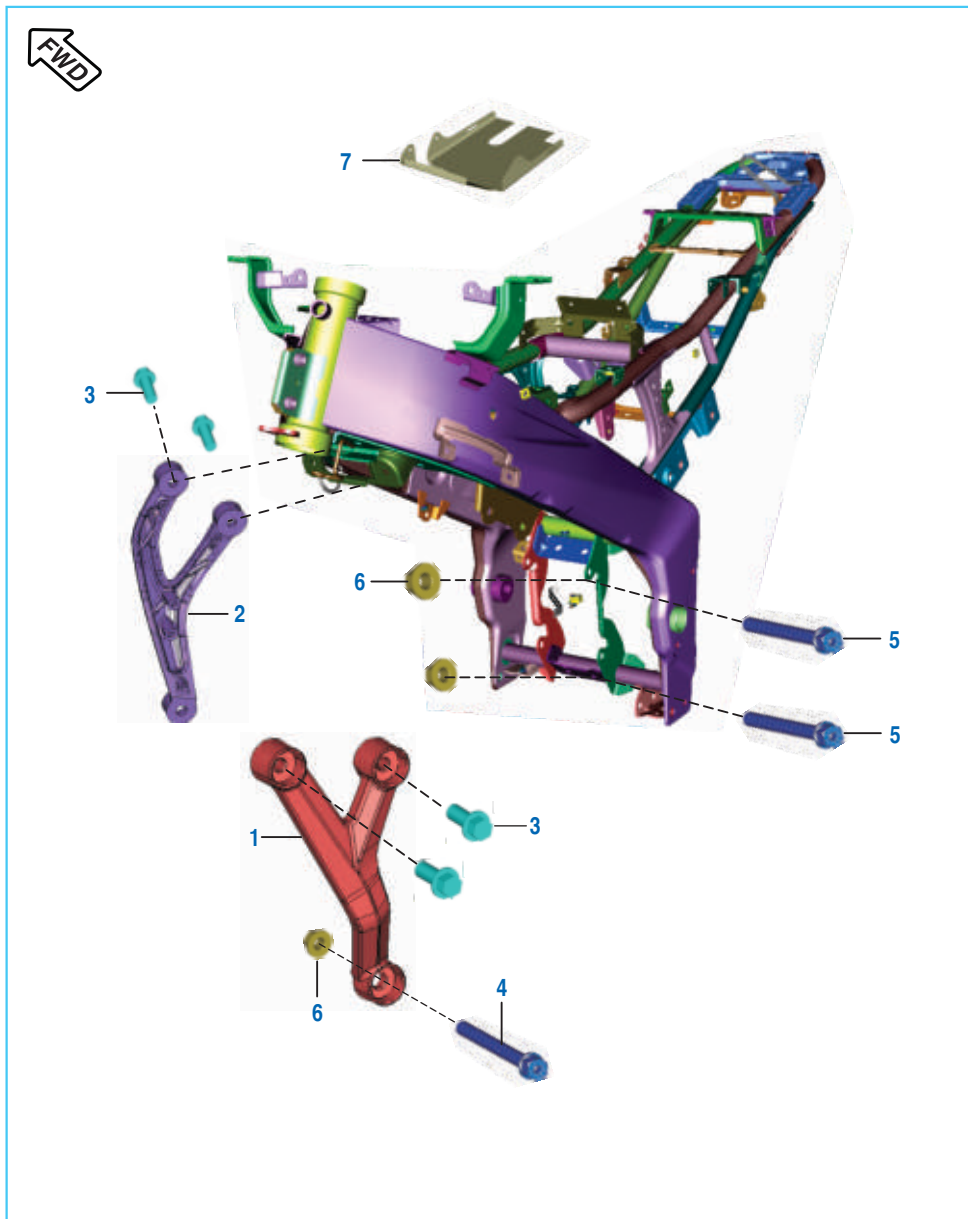
No.	Part No.	Description	Qty.		Remarks
			ABS	NON ABS	
1	JL 3512 38	Ignition Coil with Cable LH	1	1	Twin Output
2	39 1913 04	Bolt Flange	4	4	
3	JL 3512 36	Ignition Coil with Cable LH	1	1	
4	DT 3512 06	Spark Plug RG6HCC	2	2	
5	JL 3512 17	Spark Plug BOSCH central	1	1	
6	DD 1110 12	Grommet For H. T. Cable	3	3	
7	JD 3512 07	Spark Plug Cap	1	1	
8	AN 1110 15	Spark Plug Cap	1	1	
9	DH 1110 13	Grommet - Spark Plug	2	2	
10	DK 1110 11	Cap Spark Plug	1	1	
11	DH 1110 16	Grommet - Sleeve Spark Plug	1	1	
12	DD 1110 11	Grommet - Spark Plug Cap	1	1	

Seat Assembly / Seat Lock



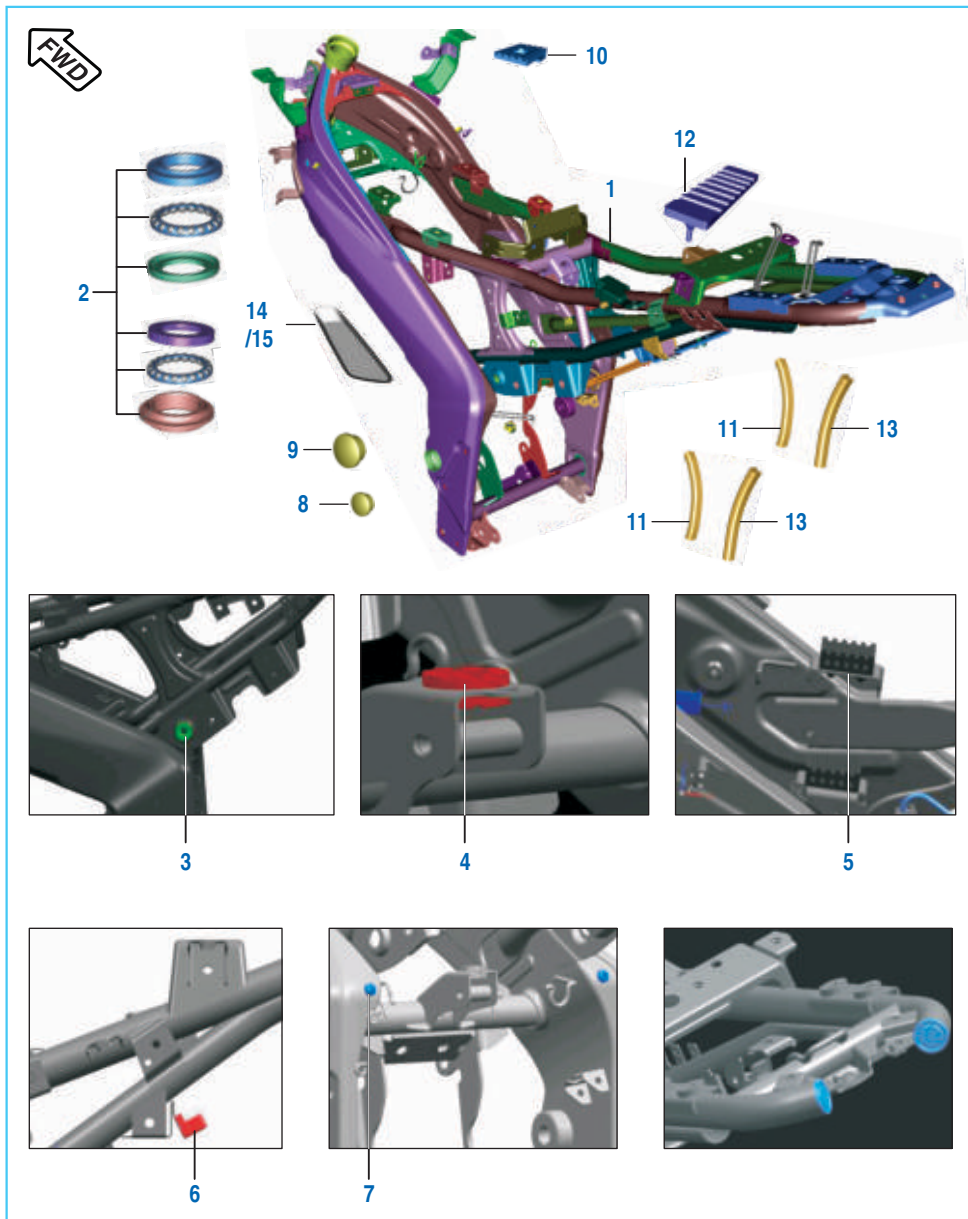
No.	Part No.	Description	Qty.		Remarks
			ABS	NON ABS	
1	DT 1910 06	Seat Assembly - Front	1	1	
2	JG 1910 08	Collar-seat	2	2	
3	FD 2110 06	Grommet Seat	2	2	
4	DK 2110 09	Damper For Seat	2	2	
5	JZ 1910 10	Damper Seat	2	2	
6	DT 1910 12	Damper Seat Front	1	1	
7	DS 1612 87	Bolt	2	2	
8	DT 1910 09	Seat Assembly - Rear	1	1	
9	DS 2110 04	Damper Seat	4	4	
11	KA DA06 22	Bolt Flange	2	2	
12	JG 2326 01	Seat Lock	1	1	
13	JL 2326 00	Side Lock	1	1	
14	JL 2326 04	Cover Seat Lock	1	1	
15	DT 1910 22	Grommet Rear Seat Rear	1	1	

Engine Mountings



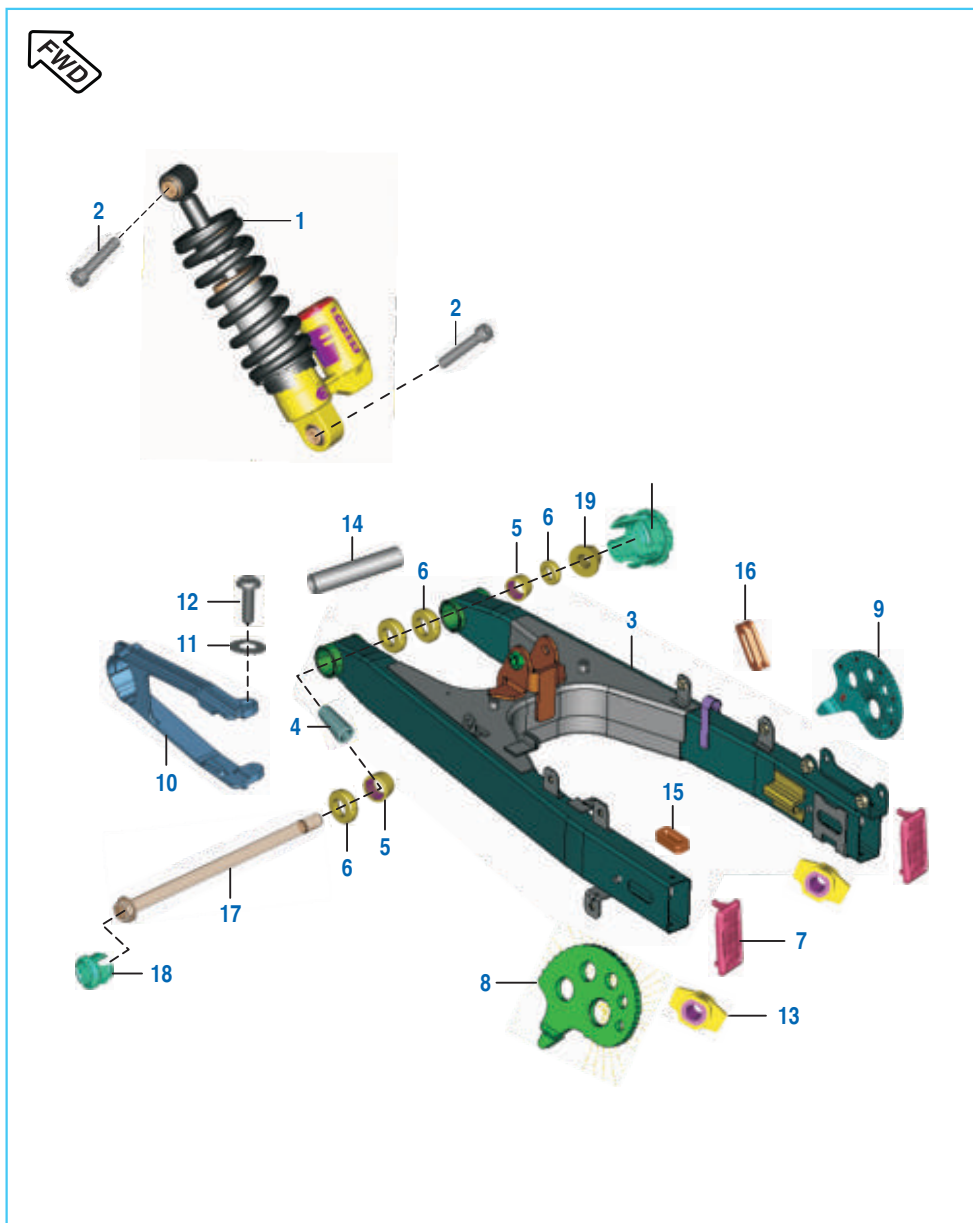
No.	Part No.	Description	Qty.		Remarks
			ABS	NON ABS	
1	52 JL01 56	Eng Stay Assly LH With Black Color	1	1	
2	52 JL01 57	Eng Stay Assly RH With Black Color	1	1	
3	DT 1134 08	Bolt - Flanged Small	4	4	
4	JL 1110 54	Engine Mtg Bolt Front	1	1	
5	JA 1134 03	Flanged Bolt M10X110	2	2	
6	39 2723 15	Nut Flanged M10	2	2	
7	DT 1138 42	Cover Seal Heat	1	1	

Frame and Frame Fittings



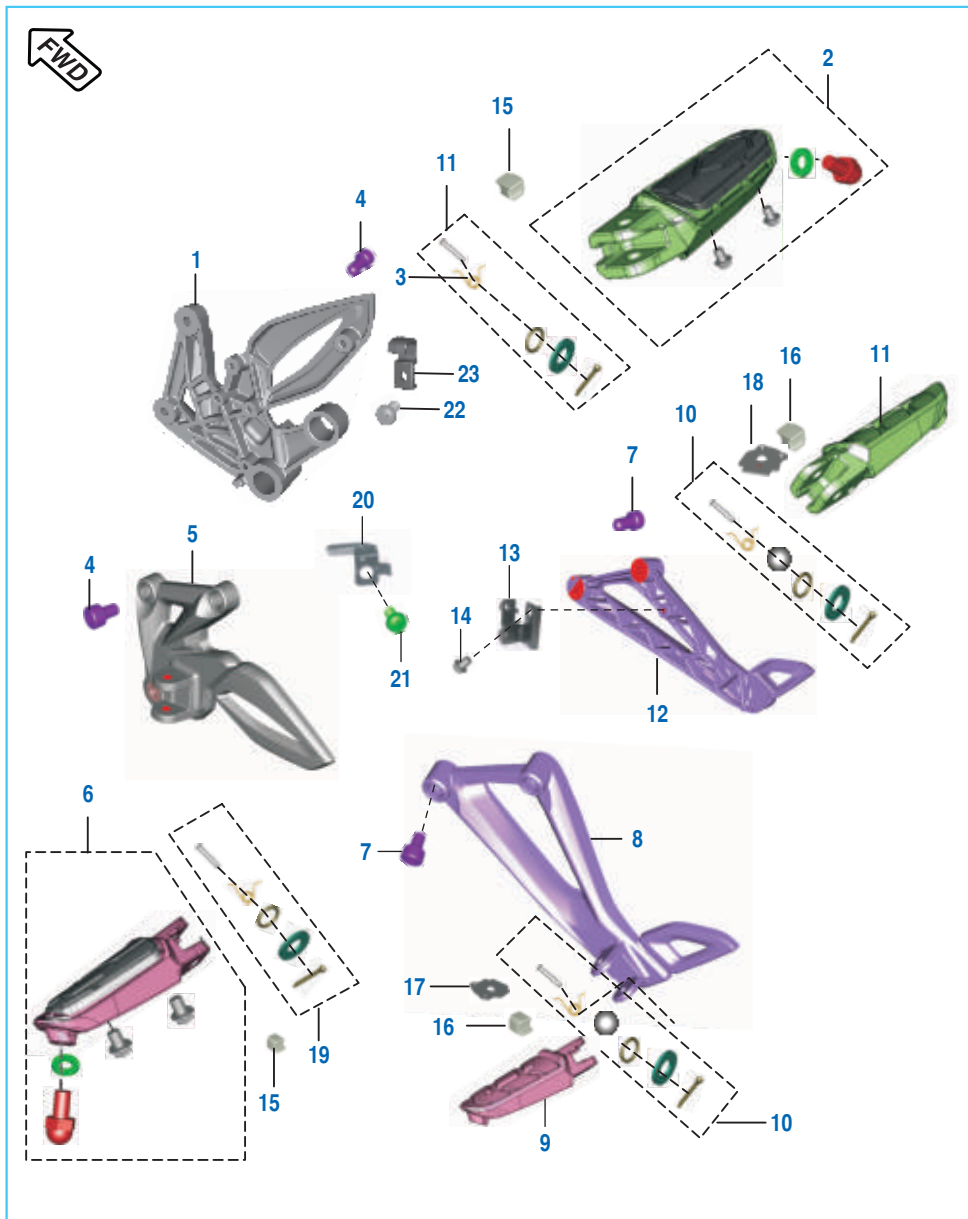
No.	Part No.	Description	Qty.		Remarks
			ABS	NON ABS	
1	DT 1111 63	Frame Assly Complete	1	1	Without Bearing Race
2	36 JG00 11	Kit Steering head bearing	1	1	
3	DT 1812 65	Grommet Side Cover	2	2	
4	JL 1710 20	Grommet Tank Rear	1	1	
5	DS 2110 04	Damper Seat I	2	2	
6	JZ 1813 22	Side Cover Grommet	2	2	
7	DX 1610 66	Pad Brace Fender	2	2	
8	DT 1813 22	Plug 1	1	1	
9	DT 1813 23	Plug 1	1	1	
10	DT 1710 76	Damper Tank Cover	2	2	
11	DT 1138 46	Frame Beading RH	2	2	
12	DT 1813 21	Pad Tank Cover Resting	1	1	
13	JB 1812 23	Beading LH	2	2	
14	DT 1111 06	Frame Rubber Pad LH	1	1	
15	DT 111 107	Frame Rubber Pad RH	1	1	

Swing Arm / Rear Shock Absorber



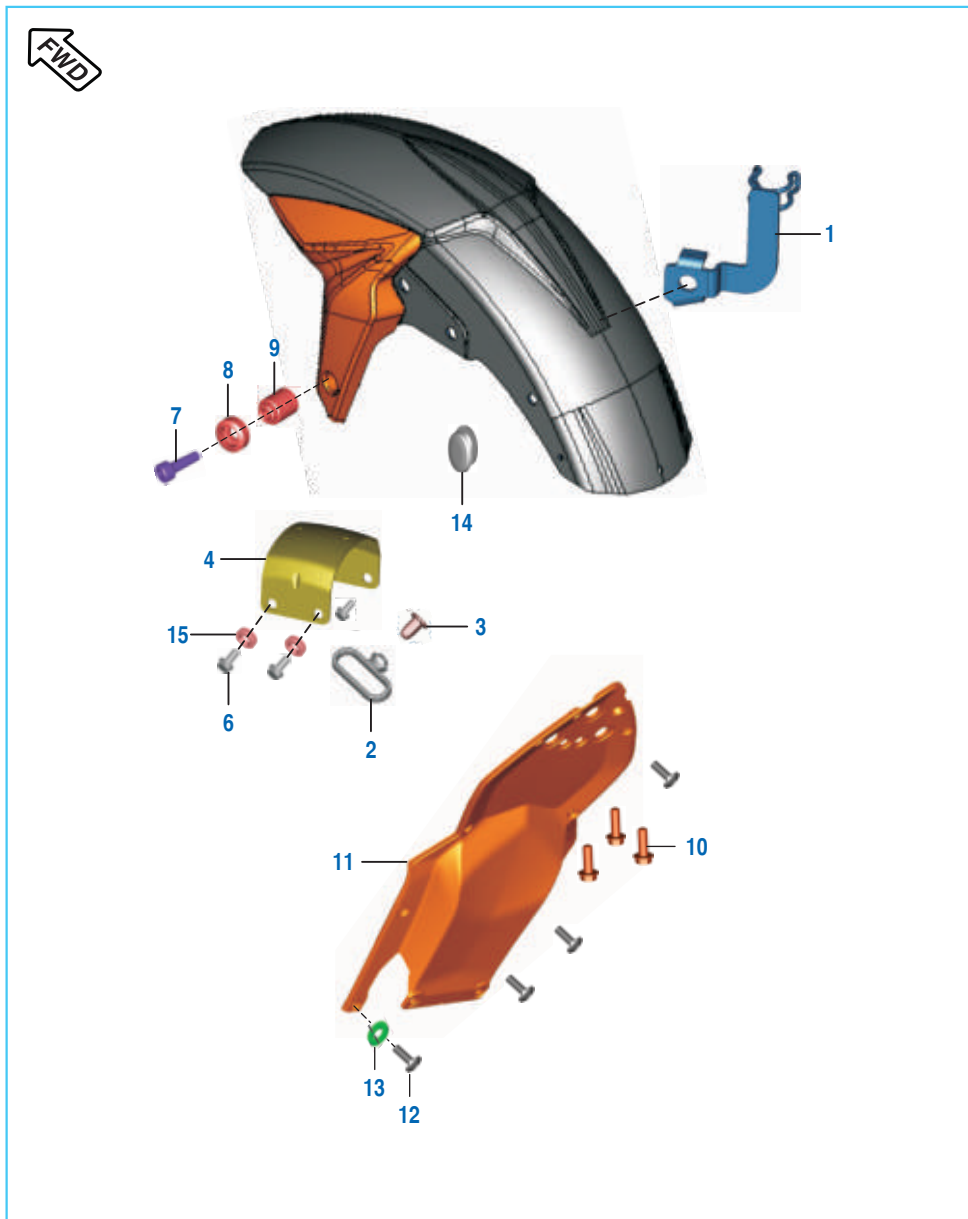
No.	Part No.	Description	Qty.		Remarks
			ABS	NON ABS	
1	DT 1220 19	Shockabsorber Mono	1	1	
2	LA C000 19	Bolt Socket M10 X 1.25 X 55	2	2	
3	JL 1220 14	Assembly Swing Arm Comp	1	1	
4	DG 1710 16	Sleeve	2	2	
5	DG 1710 18	Bearing - Needle	2	2	
6	DG 1710 19	Seal - Oil	4	4	
7	JL 1220 02	Cap Swing Arm Tube	2	2	
8	JL 1220 01	Adjuster Chain LH	1	1	
9	JL 1220 09	Adjuster Chain RH	1	1	
10	JL 1220 03	Slider Chain	1	1	
11	39 0454 11	Washer - Plain	2	2	
12	39 0553 02	Screw - Self Tapping	2	2	
13	JL 1220 04	Spacer Chain Adjuster	2	2	
14	JL 1220 08	Spacer Central Swing Arm	2	2	
15	JL 1812 24	Grommet I	1	1	
16	JL 1812 25	Grommet II	1	1	
17	JL 1220 26	Shaft - Swing Arm	1	1	
18	DT 1138 48	Cap - Swing Arm pivot	2	2	
19	DG 1710 17	Nut	1	1	

Pillion Foot Rest / Holder



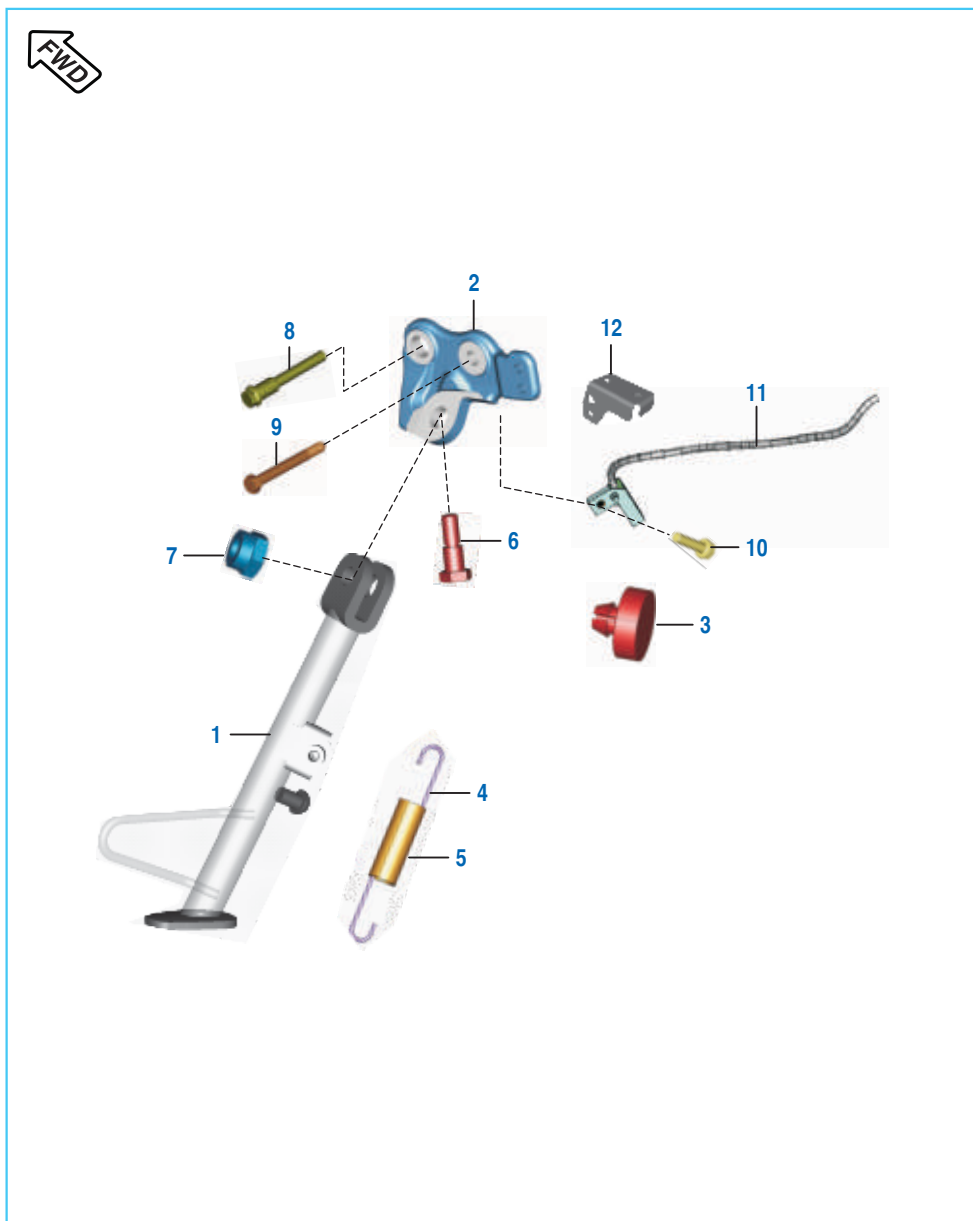
No.	Part No.	Description	Qty.		Remarks
			ABS	NON ABS	
1	DT 1130 01	Holder Step RH	1	--	
	DT 1130 36	Holder Step RH	--	1	
2	DT 1130 29	Step Assy Main RH	1	1	
3	JL 1130 12	Spring Torsion	2	2	
4	KA CA08 20	Bolt-Socket Dia-08 L-20	4	4	
5	DT 1130 02	Holder Step LH	1	1	
6	DT 1130 28	Step Assy Main LH	1	1	
7	LA C000 74	Bolt Socket M8X35	4	4	
8	DT 1130 06	Step Holder- Pillion LH	1	1	
9	JL 1130 14	Step Pillion LH	1	1	
10	36 JL00 15	Kit Pillion Hardware	2	2	
11	JL 1130 16	Step Pillion RH	1	1	
12	DT 1130 08	Step Holder - Pillion RH	1	1	
13	JL 1318 41	Bracket Reservoir Mtg.	1	1	
14	39 2140 04	Bolt Flanged	1	1	
15	JZ 1130 61	Rubber Pad Footrest	2	2	
16	JL 1130 36	Rubber Pad Footrest	2	2	
17	DT 1130 14	Lock Plate LH	1	1	
18	DT 1130 15	Lock Plate RH	1	1	
19	36 JL00 41	Kit Main Step Hardware	2	2	
20	JL 1318 78	Bracket Reservoir cap	1	1	
21	KB BA05 12	Screw	1	1	
22	KB UB06 12	Screw	1	1	
23	DT 1318 33	Clamp	1	1	

Mudguard - Front & Rear



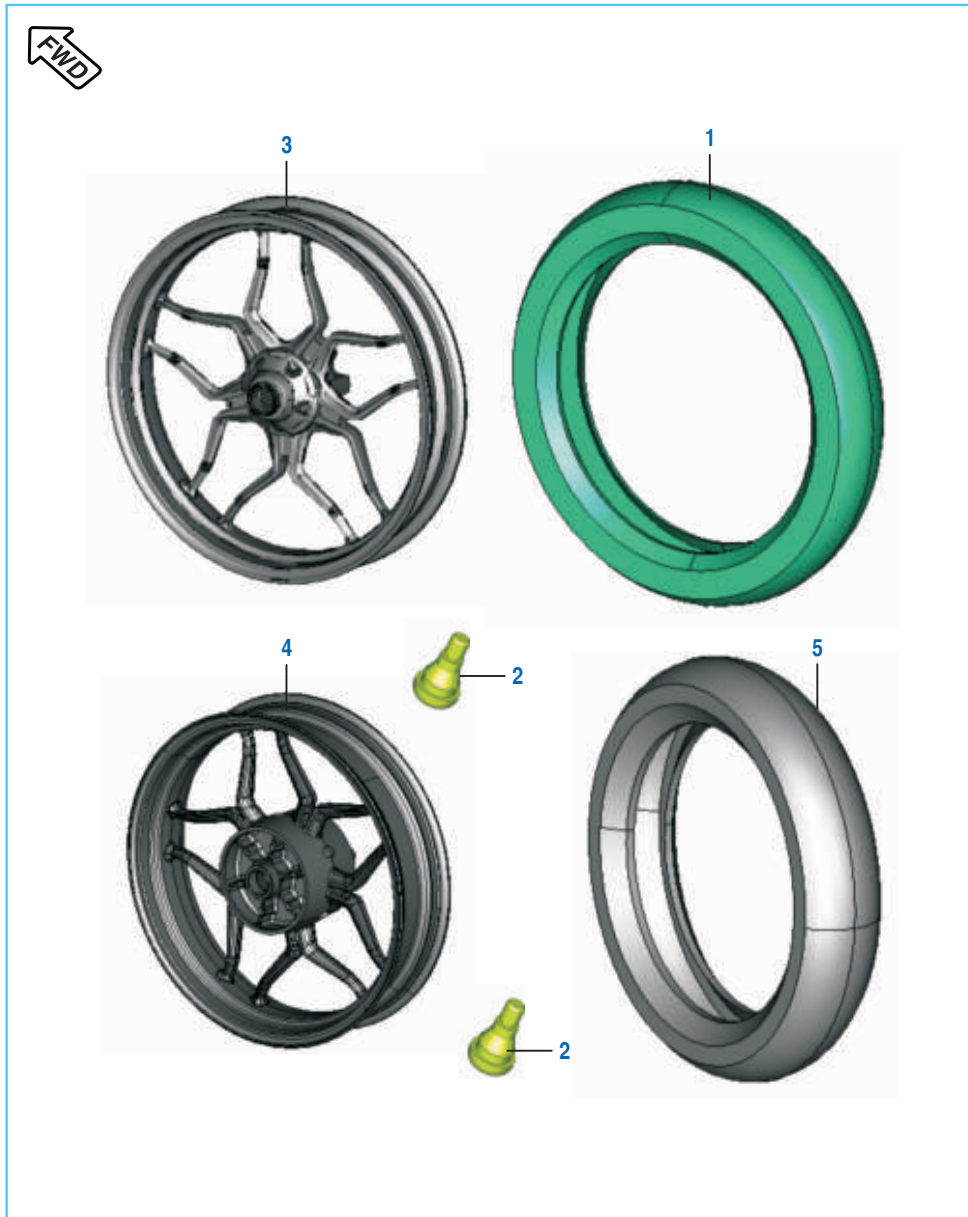
No.	Part No.	Description	Qty.		Remarks
			ABS	NON ABS	
1	DT 1318 37	Bracket -Hose Clamp	1	-	
	JL 1318 11	Bracket -Hose Clamp	--	1	
2	DS 1611 25	Guide - Cable	-	1	
3	DJ 1610 69	Nail - Cable Guide	-	1	
4	DT 1814 07	Bracket Brace Fender	1	1	
	DT 1814 37	Bracket Brace Fender	1	1	
5	JL 1814 11	Washer Front-Fender-Mtg	2	2	
6	KA AB08 20	Bolt M8	4	4	
7	KA CA06 30	Bolt - Hexagon Socket M6	2	2	
	KA CF05 30	Bolt - Hexagon Socket M6	2	2	
8	DT 1814 34	Cup Washer	2	2	
9	DT 1814 11	Spacer Fender Front	2	2	
10	FD 2210 19	Bolt Flanged M8	3	3	
11	DT 1812 56	Seat Cowl Central Bottom	1	1	
12	39 1907 01	Screw M5	8	8	
13	39 2141 24	Washer Non Metallic	8	8	
14	DT 1814 33	Plug Front Fender	1	-	
15	DT 1814 35	Grommet Front Fender	2	-	
	DJ 1610 91	Grommet - Front Fender	4	4	

Stand Assembly



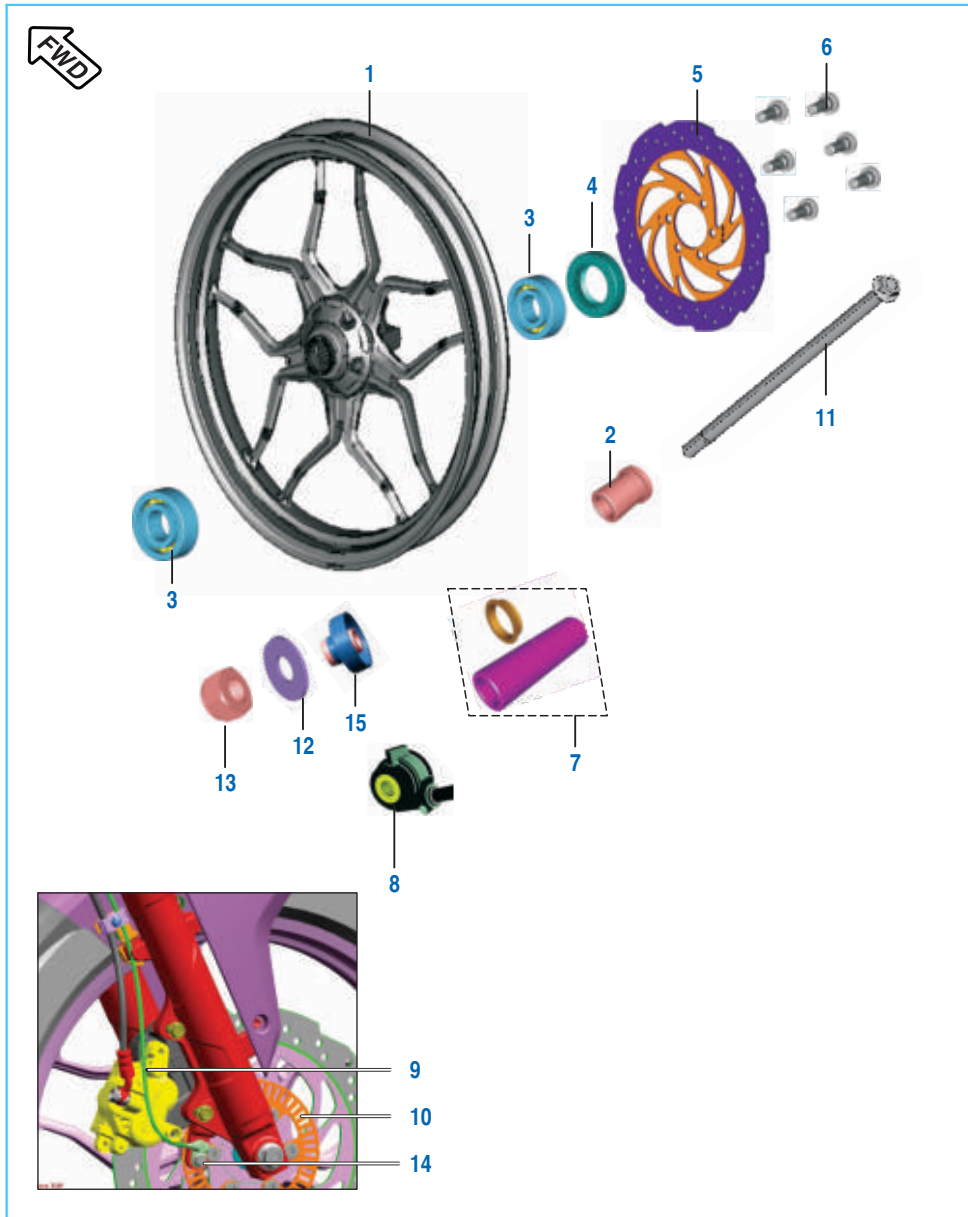
No.	Part No.	Description	Qty.		Remarks
			ABS	NON ABS	
1	DT 1132 04	Assembly Side Stand	1	1	
2	DT 1132 05	Bracket Side Stand.	1	1	
3	JZ 4036 01	Magnet Holder (Side stand switch)	1	1	
4	JL 1132 09	Spring Side Stand	1	1	
5	DH 1611 46	Cover Spring Side Stand	1	1	
6	DF 1611 02	Bolt	1	1	
7	39 0422 15	Nut Nyloc M10	1	1	
8	DT 1132 02	Bolt Spl-stand Mtg	1	1	
9	KA DH08 70	Bolt Hexagon M8	1	1	
10	KA DA05 12	Flange Bolt	1	1	
11	JL 4014 08	Switch Assembly Side Stand	1	1	
12	JL 1138 18	Cover Side Stand Switch	1	1	

Tube / Tyre / Rim



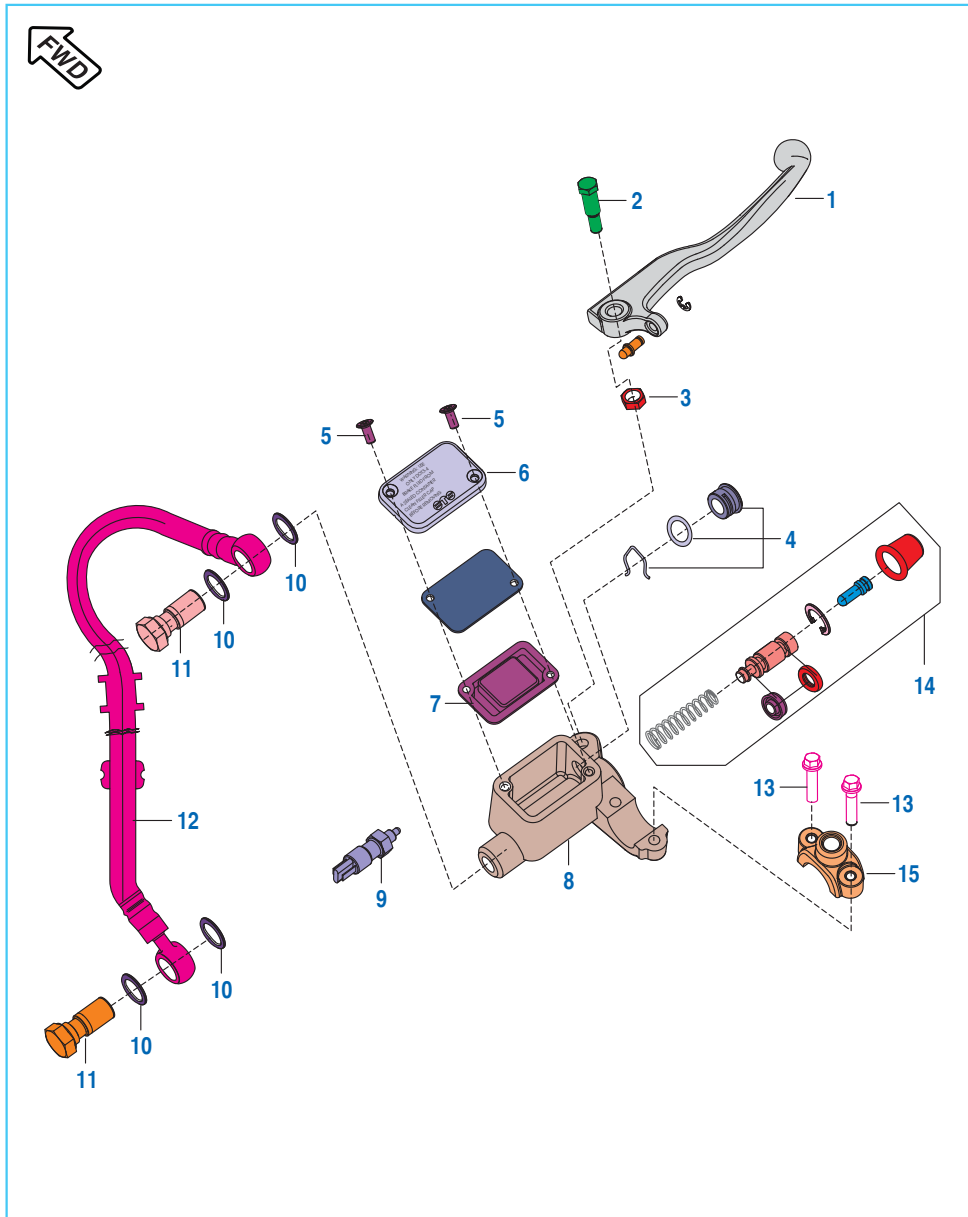
No.	Part No.	Description	Qty.		Remarks
			ABS	NON ABS	
1	DT 1310 18	Tyre Tubeless Front 100/80-17	1	1	Not Serviceable
2	DK 1510 26	Valve Tubeless Tyre	2	2	
3	JL 1310 04	Wheel Rim 2.5X17	1	1	
4	JL 1312 09	Wheel Rim 3.5X17	1	1	
5	DT 1312 22	Tyre Tubeless Rear 130/70-17	1	1	Not Serviceable

Front Hub



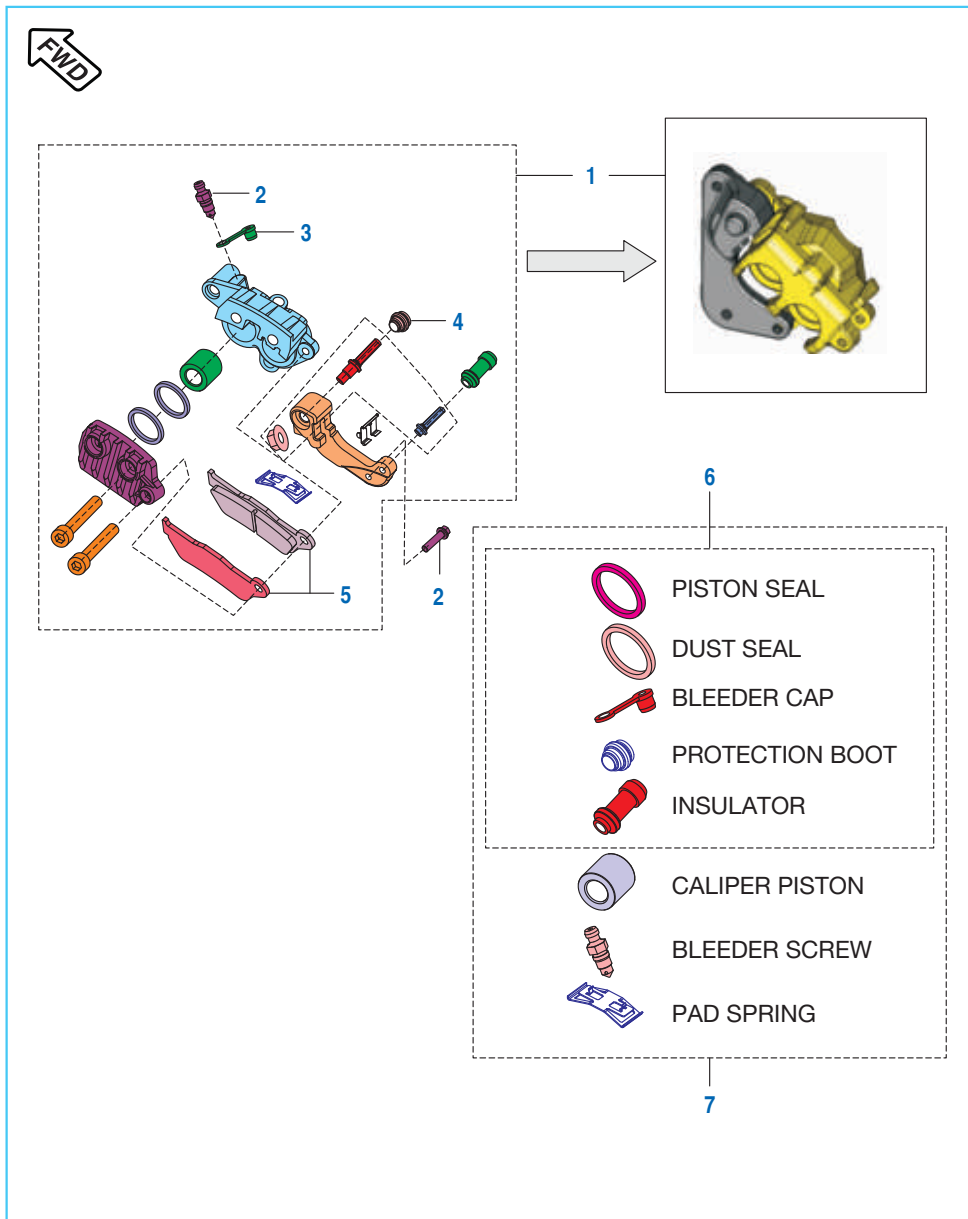
No.	Part No.	Description	Qty.		Remarks
			ABS	NON ABS	
1	JL 1310 04	Wheel Front	1	1	
2	JL 1310 00	Spacer	1	1	
3	KP BC62 02	Bearing - Ball	2	2	
4	DG 1510 05	Seal - Oil	1	1	
5	DT 1318 02	Disc Front	1	--	
	JL 1310 05	Disc Front	--	1	
6	JD 1318 11	Special Bolt M8	6	6	
7	JG 1310 01	Collar	--	1	
8	DT 4024 07	Speed Sensor (Non ABS)	--	1	
9	DT 4024 04	Wheel Speed Sensor (ABS)	1	--	Front & Rear
10	JU 1318 01	Sensor Disc Front	1	--	ABS
11	JL 1310 01	Axle	1	1	
12	LD B000 29	Plain Washer	1	1	
13	LC J000 02	U nut	1	1	
14	39 1943 04	Flanged Bolt	1	1	
15	DT 1310 17	Collar Assly	1	--	

Master Cylinder - Front Disc Brake



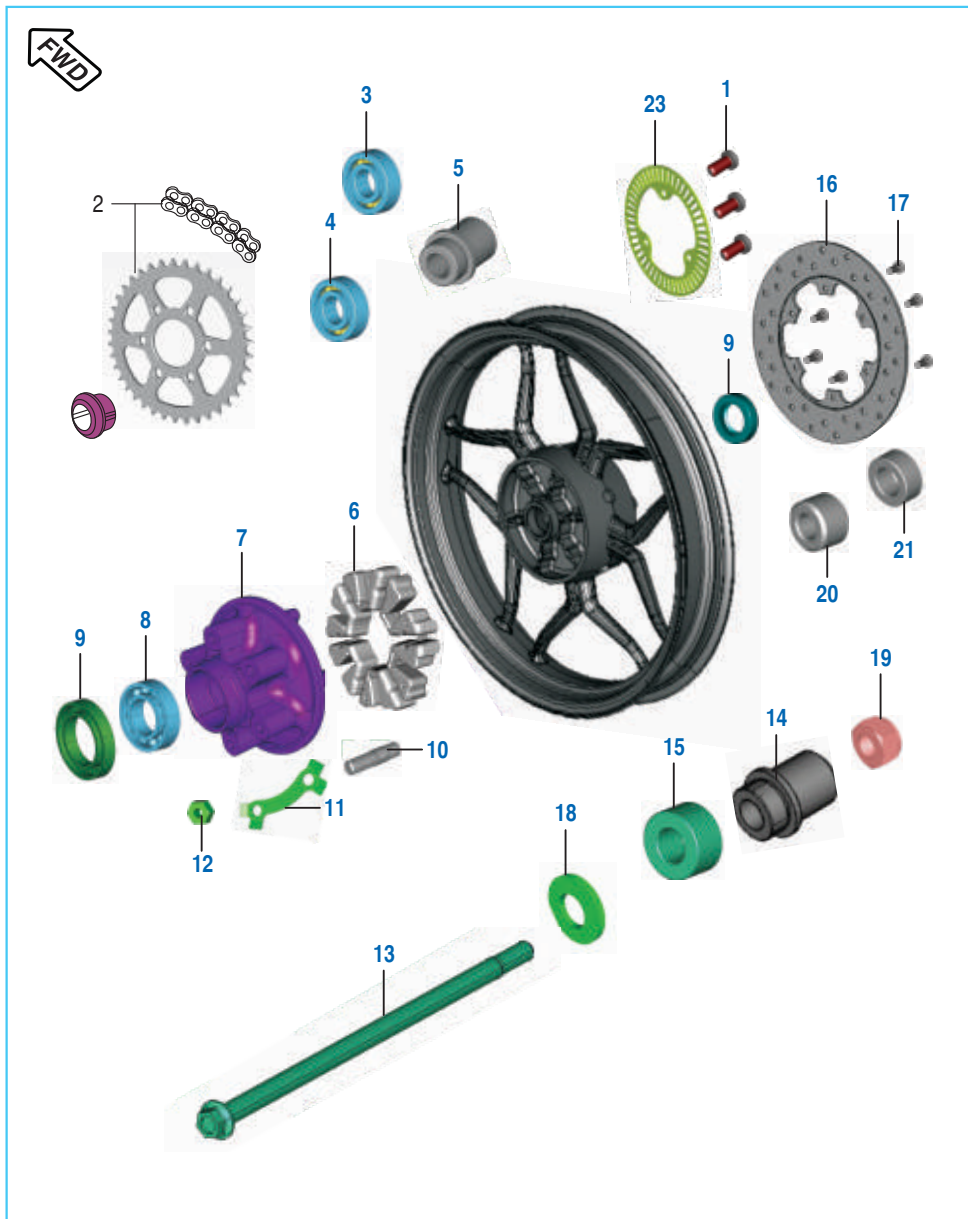
No.	Part No.	Description	Qty.		Remarks
			ABS	NON ABS	
1	DJ 1910 57	Lever Front Brake	1	--	
	JG 1610 10	Lever Front Brake	--	1	
2	DJ 1910 29	Bolt Front Bracket I	1	1	
3	DJ 1910 30	Nut	1	1	
4	36 DH19 02	Oil Window Kit	--	1	
	DE 1910 36	Oil Window Kit	1	--	
5	DJ 1910 31	Screw	2	2	
6	DE 1910 29	Cover - Reservoir	1	1	
7	DE 1910 28	Diaphragm	1	1	
8	DT 1318 36	Master Cylinder with lever	--	1	
	DT 1318 31	Master Cylinder with lever	1	--	
9	DJ 2011 00	Brake Switch	--	1	
	36 DT00 36	Kit Switch Front M Cylinder	1	--	
10	DE 1910 10	Washer - Copper	8	4	
11	DE 1910 11	Bolt - Banjo	4	2	
12	JL 1318 02	Hose Assembly	--	1	
13	LA D000 37	Bolt Flanged M8X1X50	2	2	
14	36 DT00 34	Major Kit M Cylinder-ABS	1	--	
	DE 1910 43	Major Kit M Cylinder-Non ABS	--	1	
14A	36 DT00 35	Minor Kit M Cylinder-ABS	1	--	
	36 DT00 41	Minor Kit M Cylinder-Non ABS	--	1	
15	DK 1810 52	Clamp - Holder : RH	1	1	

Caliper Assly - Front Disc Brake



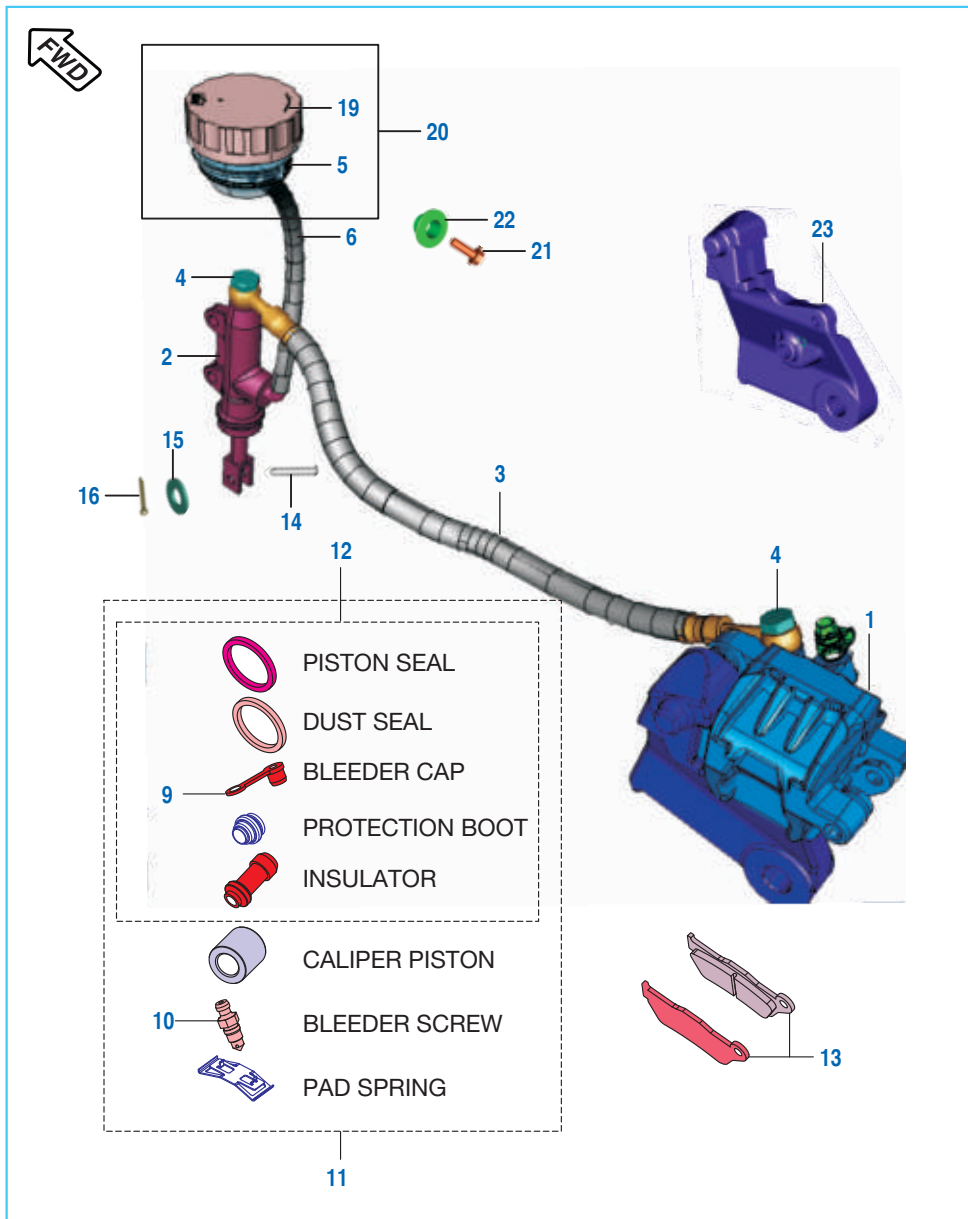
No.	Part No.	Description	Qty.		Remarks
			ABS	NON ABS	
1	JL 1318 04	Caliper Assly Brake Front	--	1	
	DT 1318 53	Caliper Assly Brake Front	1	--	
2	DE 1510 46	Screw Bleeder	1	1	
3	DE 1510 47	Bleeder Cap	1	1	
4	JL 1318 07	Boot	1	1	
5	JL 1318 32	Disc Pad	1	--	
	JL 1318 05	Disc Pad	--	1	
6	JL 1318 31	Minor Kit	1	--	
	DJ 1510 74	Minor Kit	--	1	
7	JL 1318 31	Major Kit	1	--	
	DJ 1510 75	Major Kit	--	1	

Rear Hub



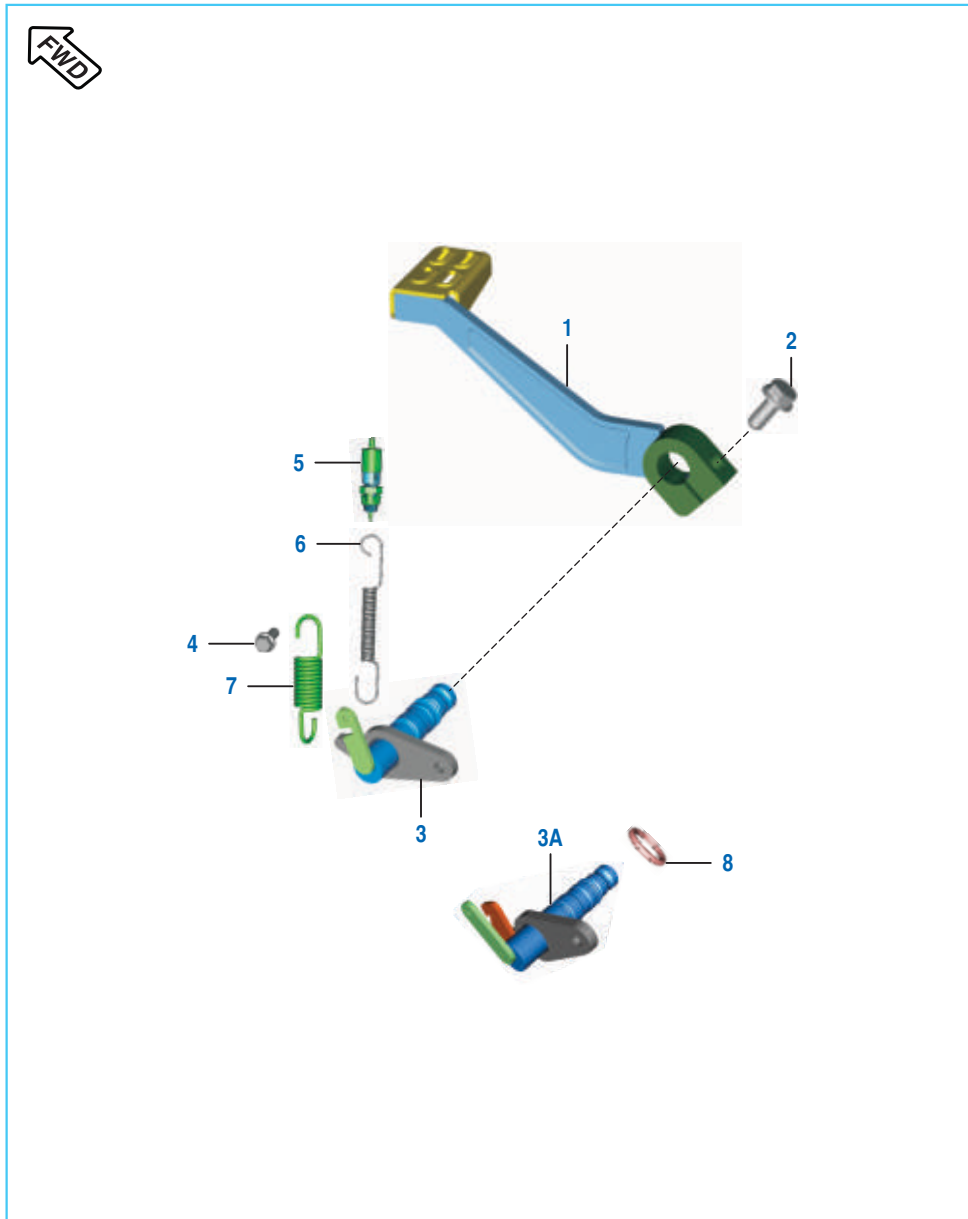
No.	Part No.	Description	Qty.		Remarks
			ABS	NON ABS	
1	39 0746 01	Screw Pan Head	3	--	
2	36 DT00 07	Kit Chain Sprocket	1	1	Refer Page No. 115
3	KP BC63 02	Bearing - Ball	1	1	
4	KP BC62 02	Bearing - Ball	1	1	
5	JL 1312 16	Collar Bearing Assy	1	1	
6	JL 1312 32	Coupling Rubber	1	1	
7	JL 1312 25	Coupling	1	1	
8	DK 1510 13	Bearing Coupling	1	1	
9	30 1510 82	Oil Seal	2	2	
10	LA A000 19	D Bolt	6	6	
11	JL 1312 26	Washer 6 Rubber	3	3	
12	LC A000 09	Nut	6	6	
13	JL 1312 03	Axle	1	1	
14	DK 1510 15	Sleeve	1	1	
15	JL 1312 11	Spacer for Coupling	1	1	
16	JL 1312 18	Disc Rear	1	1	
17	39 2038 04	Bolt Hex	6	6	
18	LD B000 29	Washer	2	2	
19	LC J000 02	U Nut Swing Arm	1	1	
20	DK 1510 81	Spacer I	1	1	
21	DK 1510 82	Spacer II	1	1	
22	DT 4024 04	Wheel Speed Sensor (ABS)	1	--	Front & Rear
23	JU 1318 02	Sensor Disc Front	1	--	ABS

Rear Disc Brake Assly



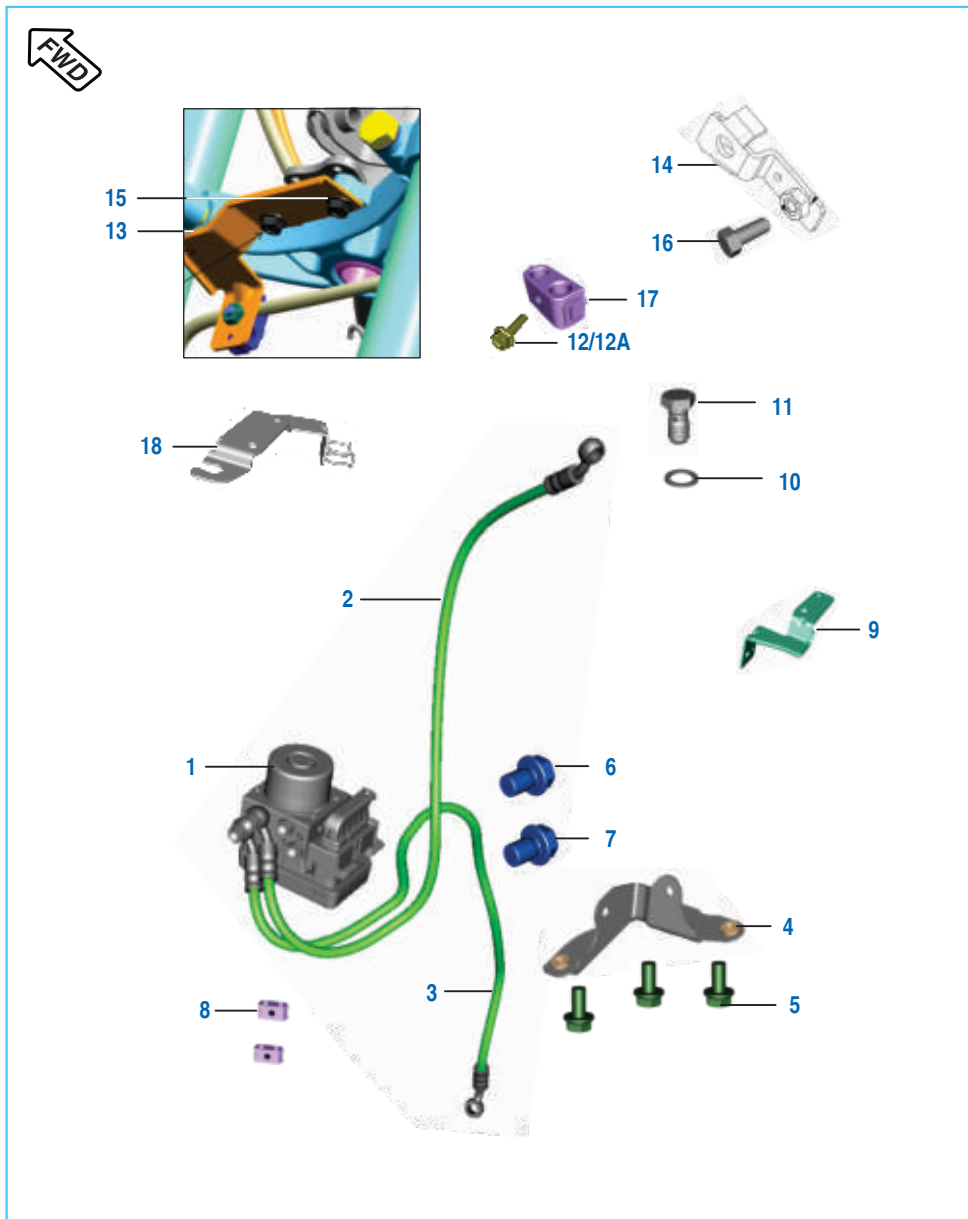
No.	Part No.	Description	Qty.		Remarks
			ABS	NON ABS	
1	DT 1318 26	Assembly Caliper	1	--	
	DK 1510 83	Assembly Caliper	--	1	
2	DT 1318 66	Assembly Master Cyl. Rear	1	--	
	DT 1318 17	Assembly Master Cyl. Rear	--	1	
3	36 DT00 42	Hose Disc Brake Rear	1	1	
4	DK 1510 69	Banjo Bolt	2	2	
5	JG 1318 21	Reservoir Rear Brake	1	1	Without Cap
6	JL 1312 20	Hose - Reservoir	1	1	
7	DK 1510 63	Clip Reservoir	1	1	Cap Reservoir
8	DE 1910 10	Copper Washer	4	4	Banjo Bolt
9	DE 1510 47	Cap Bleeder Screw	1	1	
10	DE 1510 46	Bleeder Screw	1	1	
11	36 DT00 37	Kit Major Caliper	1	--	
	DK 1510 88	Caliper Piston Kit	--	1	
12	36 DT00 38	Kit Minor Caliper	1	--	
	DK 1510 89	Caliper Piston Seal Kit	--	1	
13	DK 1510 85	Set Disc Pad	1	1	
14	30 1910 38	Pin	1	1	
15	39 0198 11	Washer	1	1	
16	39 0808 08	Split Pin	1	1	
17	36 DT00 39	Kit Major M Cylinder	1	--	
	DK 1510 73	Master Cyl. Major Kit	--	1	N.I.
18	36 DT00 40	Kit Minor M Cylinder	1	--	
	DK 1510 74	Master Cyl. Minor Kit	1	1	N.I.
19	DK 1510 45	Cap Reservoir	1	1	
20	36 JG00 18	Reservoir with Cap	1	1	
21	KA DD06 14	Screw Pan Cross	1	1	
22	JG 1812 39	Collar	1	1	
23	DT 1318 27	Bracket Caliper	1	--	
	DK 1318 30	Bracket Caliper	--	1	

Rear Brake Pedal



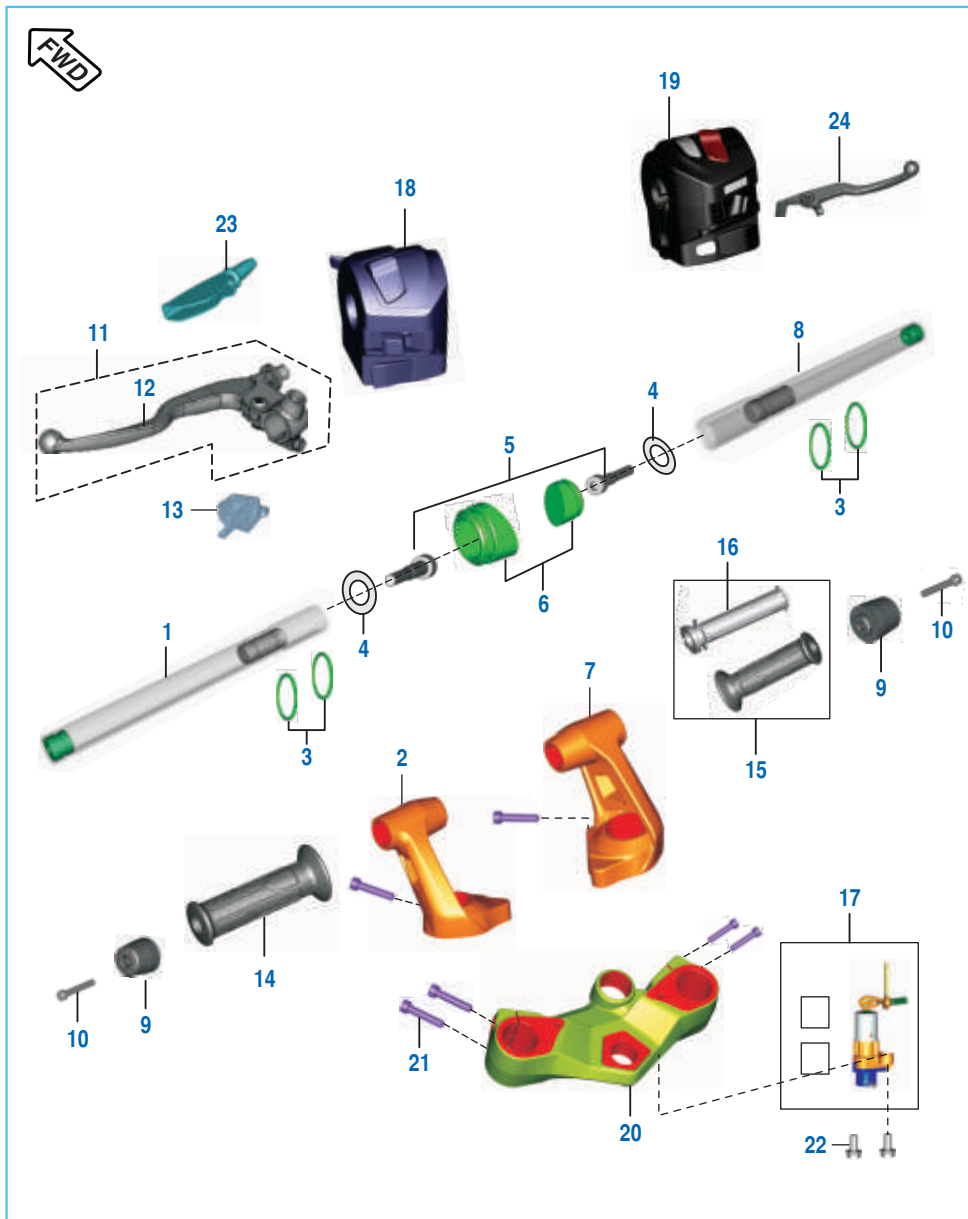
No.	Part No.	Description	Qty.		Remarks
			ABS	NON ABS	
1	DT 1610 11	Brake Pedal	1	--	
	DT 1610 01	Brake Pedal	--	1	
2	39 1769 04	Bolt - Flanged : M8	1	1	
3	DT 1610 12	Shaft Assy Brake Lever	1	--	
3A	DT 1610 00	Shaft Assy Brake Lever	--	1	
4	KA DD06 16	Bolt	--	1	
5	JL 4014 06	Switch - Rear Brake	1	1	
6	DT 1610 04	Spring Rear Brake Switch	1	1	
7	DT 1130 34	Tension-Spring	1	1	
8	39 1537 21	O-ring	1	1	

Anti Brake Lock System



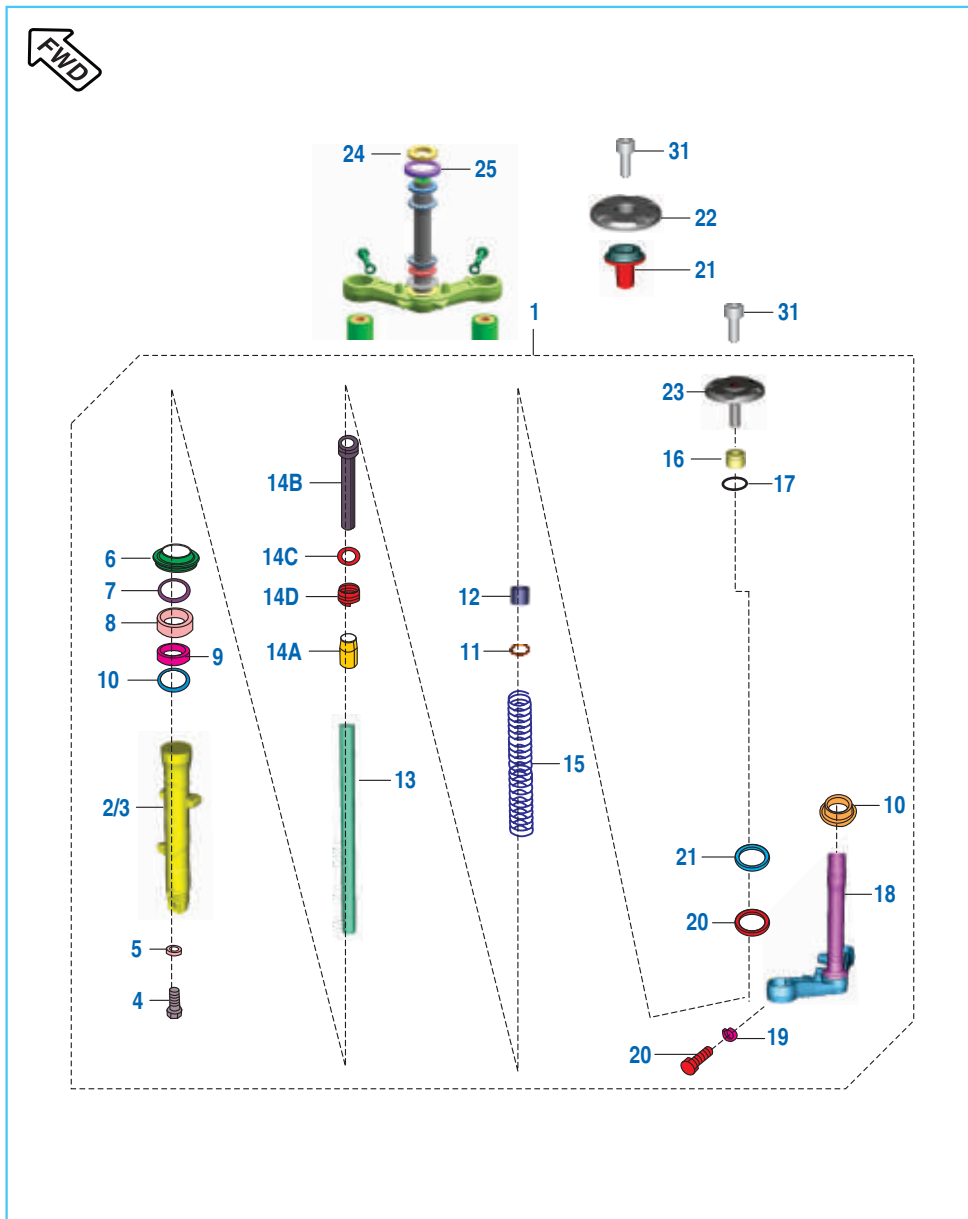
No.	Part No.	Description	Qty.		Remarks
			ABS	NON ABS	
1	DT 1318 62	ABS Unit	1	--	
2	36 DT00 43	Hose M Cylinder to ABS	1	--	
3	36 DT00 44	Hose Caliper to ABS	1	--	
4	DT 1138 50	Bracket ABS Mtg	1	--	
5	LA E000 21	Bolt Flanged	3	--	
6	KA ED06 12	Bolt Flanged	1	--	
7	KA ED06 08	Bolt Flanged	1	--	
8	JG 1138 26	Clamp For ABS	4	--	
9	DT 1318 39	Clamp Brake Hose	1	--	
10	DE 1910 10	Copper Washer	8	--	
11	DE 1910 11	Benjo Bolt	4	--	
12	KA EA06 22	Flanged Bolt	1	--	
12A	39 1958 04	Bolt Flanged	2	--	
13	DT 1318 39	Clamp Brake Hose Front	1	--	
14	DT 1318 37	Bracket Hose Clamp ABS	1	--	
15	KA DA06 12	Flanged Bolt	2	--	
16	KA AB08 20	Bolt M8	1	--	
17	DT 1318 49	Clamp Brake Hose	3	--	
18	DT 1318 32	Clamp Brake Hose	--	1	

Handle Bar Assly



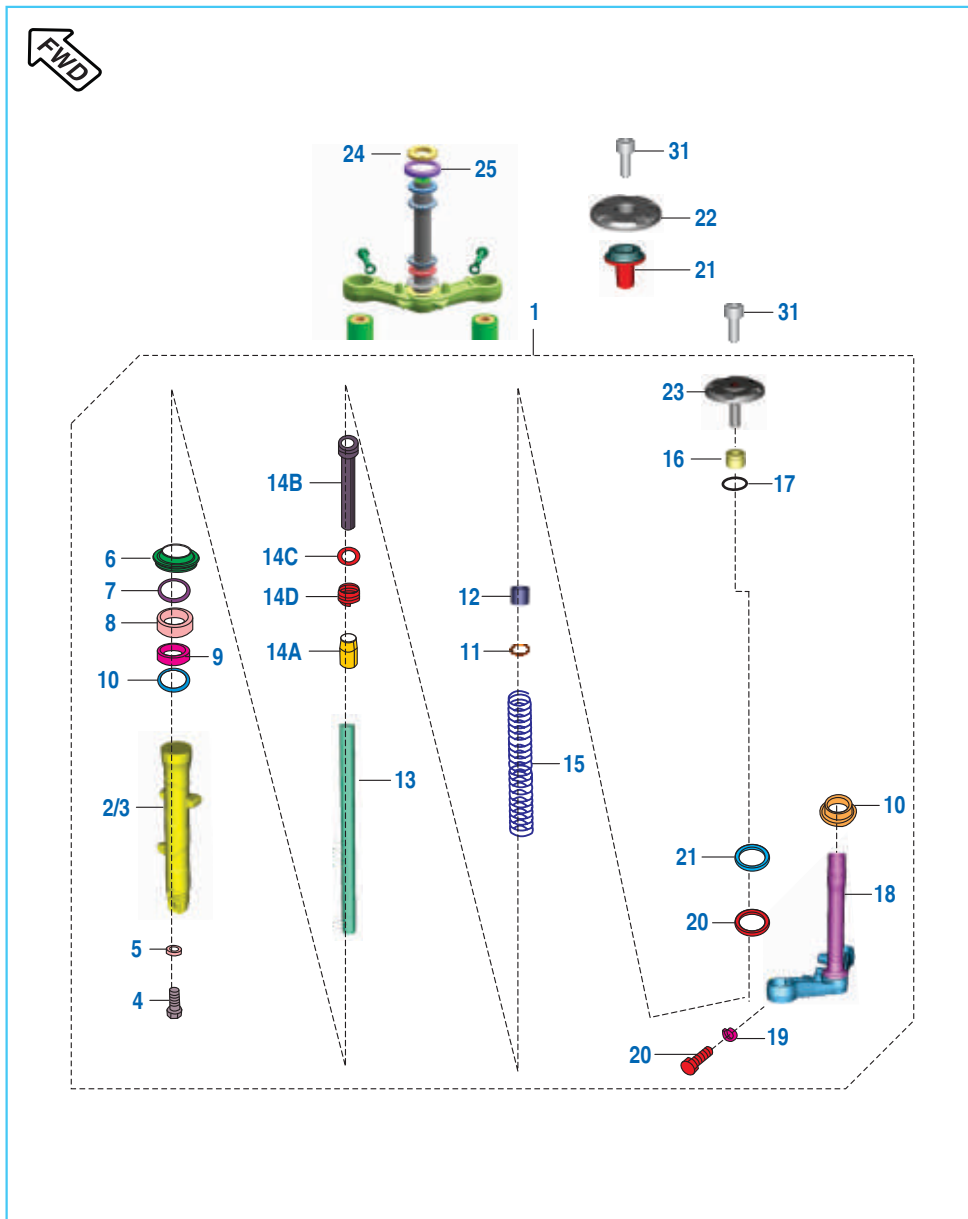
No.	Part No.	Description	Qty.		Remarks
			ABS	NON ABS	
1	DT 1510 10	Handle Bar Tube LH assly.	1	1	
2	DT 1510 36	Holder Handle LH	1	1	
3	JL 1510 38	O Ring	4	4	
4	39 1180 11	Washer - Plain	2	2	
5	LA C000 20	Bolt Socket M8X1.25Px55L	2	2	
6	DT 1510 39	Plug Handle Holder	2	2	
7	DT 1510 37	Holder Handle RH	1	1	
8	DT 1510 12	Handlebar Tube Assy RH	1	1	
9	JL 1510 35	Handlebar Weight	2	2	
10	39 2427 04	Bolt - Hexagon M6	2	2	
11	DT 1610 07	Lever & Holder Assly LH	1	1	
12	JG 1610 08	Lever Clutch	1	1	
13	JY 4014 04	Clutch Switch	1	1	
14	JL 1610 03	Handle Grip LH	1	1	
15	DT 1610 05	Grip Hand Assy RH	1	1	
16	JG 1510 22	Pipe - Throttle	1	1	
17	DT 2326 01	Lock Set 3 In 1	1	1	
18	DT 4014 03	Switch Control LH	1	1	
19	DT 4014 04	Switch Control RH	1	1	
20	DT 1210 30	Bracket Upper	1	1	
21	DG 1810 08	Blot Socket	6	6	
22	39 1943 04	Bolt Flange	2	2	
23	DS 1910 52	Lever Boot LH	1	1	
24	JG 1610 10	Lever RH	1	1	

Front Fork



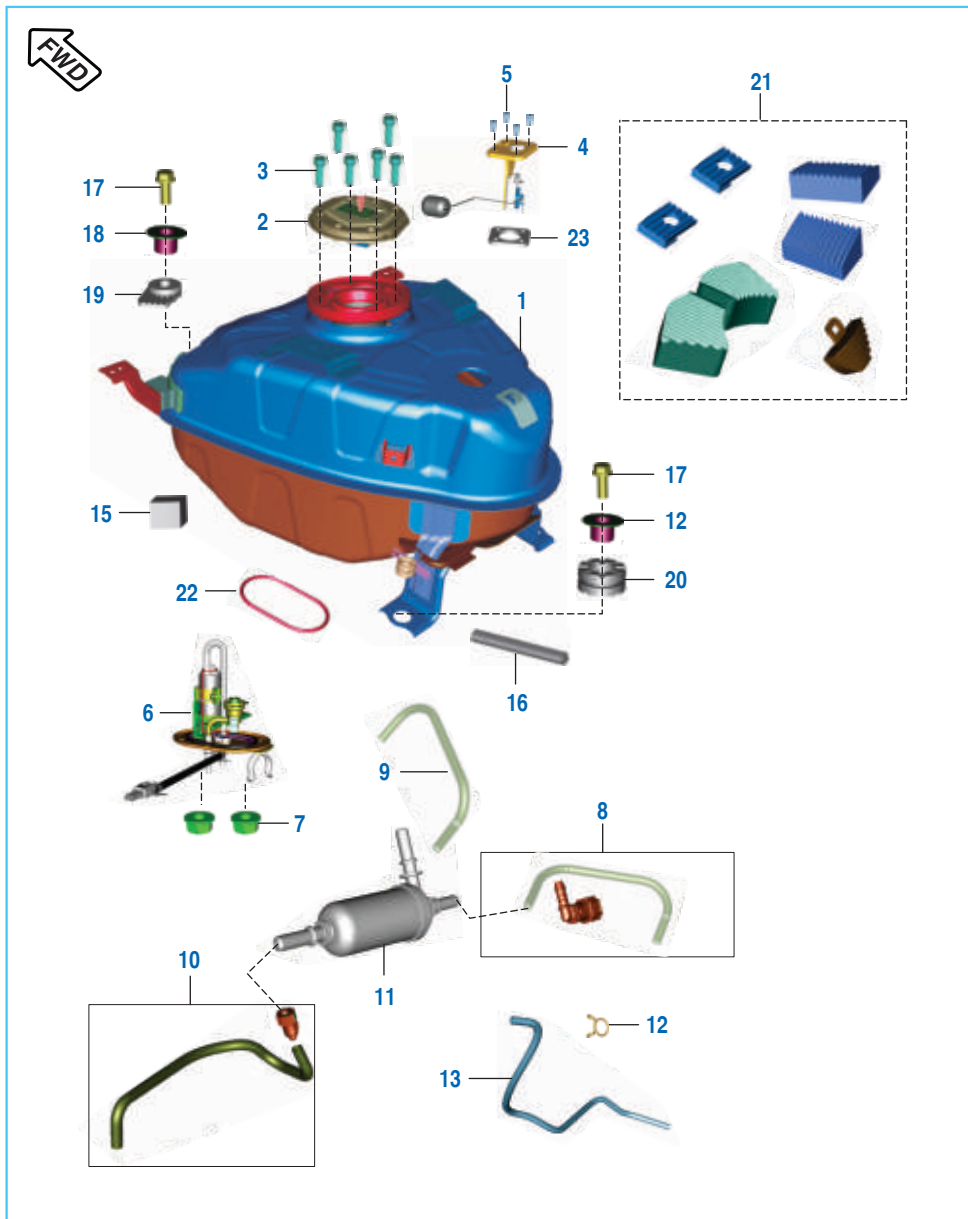
No.	Part No.	Description	Qty.		Remarks
			ABS	NON ABS	
1	DT 1210 38	Fork Assly- Front	1	1	
	DT 1210 49	Fork Assly- Front	1	1	
2	DT 1210 48	Tube Outer LH	1	1	
	DT 1210 52	Tube Outer LH	1	1	
3	DT 1210 40	Tube Outer RH	1	1	
	DT 1210 53	Tube Outer RH	1	1	
4	DK 1810 06	Socket Headed Bolt -M10	2	2	
5	DK 1810 07	Copper Washer	2	2	
6	DK 1810 21	Inner Dust Seal	2	2	
7	DK 1810 18	Washer Seal	2	2	
8	DK 1810 19	Oil Seal	2	2	
9	DK 1810 17	Guide Bush	2	2	
10	DK 1810 20	Oil Seal Stopper	2	2	
11	DK 1810 15	Washer	2	2	
12	DT 1210 36	Spacer Tube	2	2	
13	DT 1510 40	Fork Pipe Inner	2	2	
14A	DK 1810 09	Cap Oil Lock	2	2	
14B	DT 1210 39	Seat Pipe	-	2	
	DK 1810 10	Seat Pipe	2	-	
14C	DK 1810 12	Piston Ring	2	2	
14D	DK 1810 13	Rebound Spring	2	2	
15	DT 1210 37	Spring Main Spring	2	2	
16	DT 1510 42	Fork Bolt	2	2	
17	DK 1810 23	O' Ring	2	2	
18	DT 1210 35	Under Bkt Assy Complete	1	1	
19	DK 1810 25	Spring Washer	2	2	
20	DK 1810 28	Bolt	2	2	
21	DT 1210 50	Leg Assembly LH	1	1	
22	DT 1210 51	Leg Assembly RH	1	1	

Front Fork



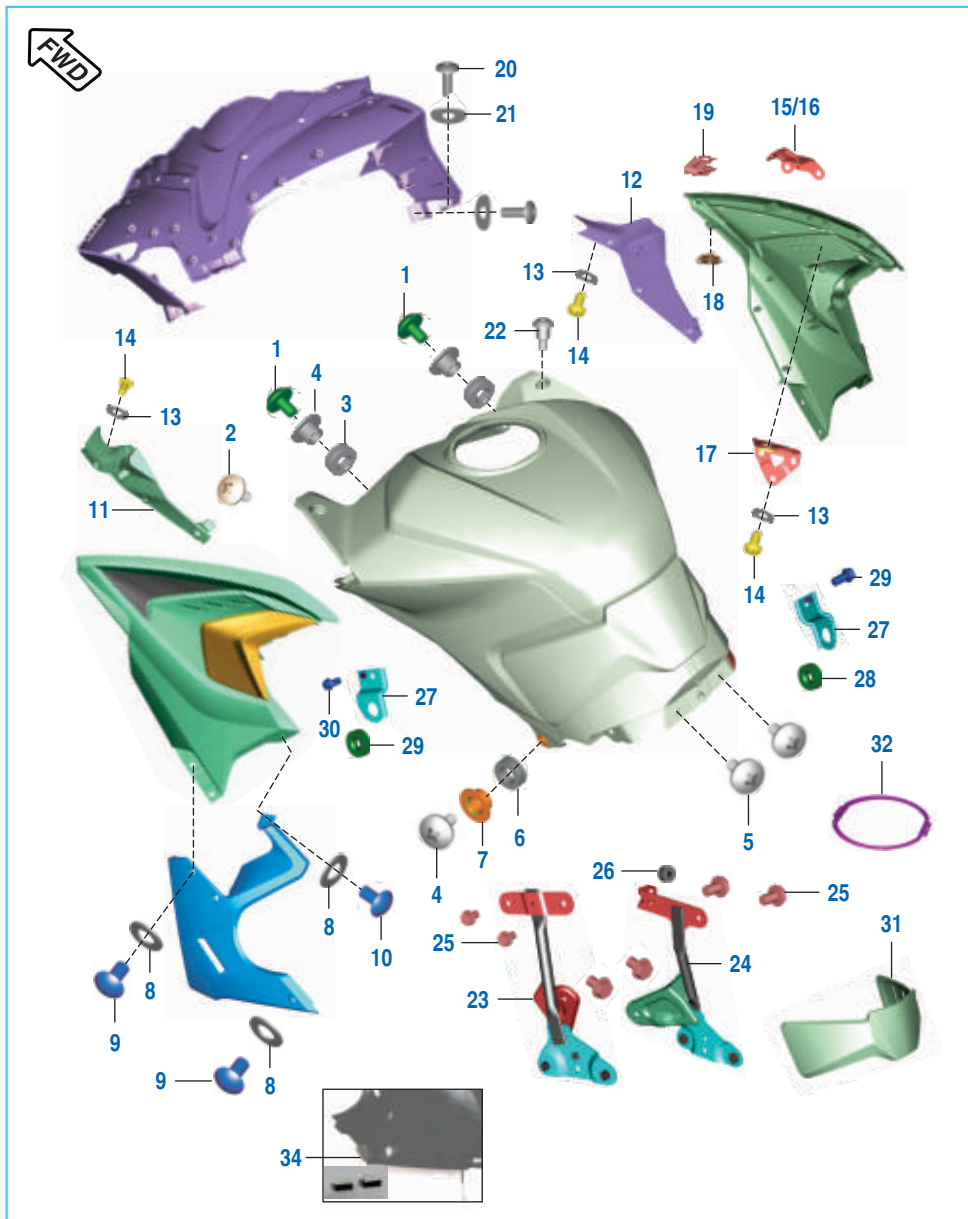
No.	Part No.	Description	Qty.		Remarks
			ABS	NON ABS	
21	DT 1210 31	Fork Top Bolt	1	1	
22	DT 1210 32	Cap Steering Top Bolt	1	1	
23	DT 1510 43	Cap Fork Top Bolt	2	2	
24	DK 1810 75	Nut Steering	1	1	
30	DK 1810 76	Cup Steering	1	1	
31	LA C000 68	Bolt Socket	3	3	

Petrol Tank, Cap Tank and Gauge Fuel



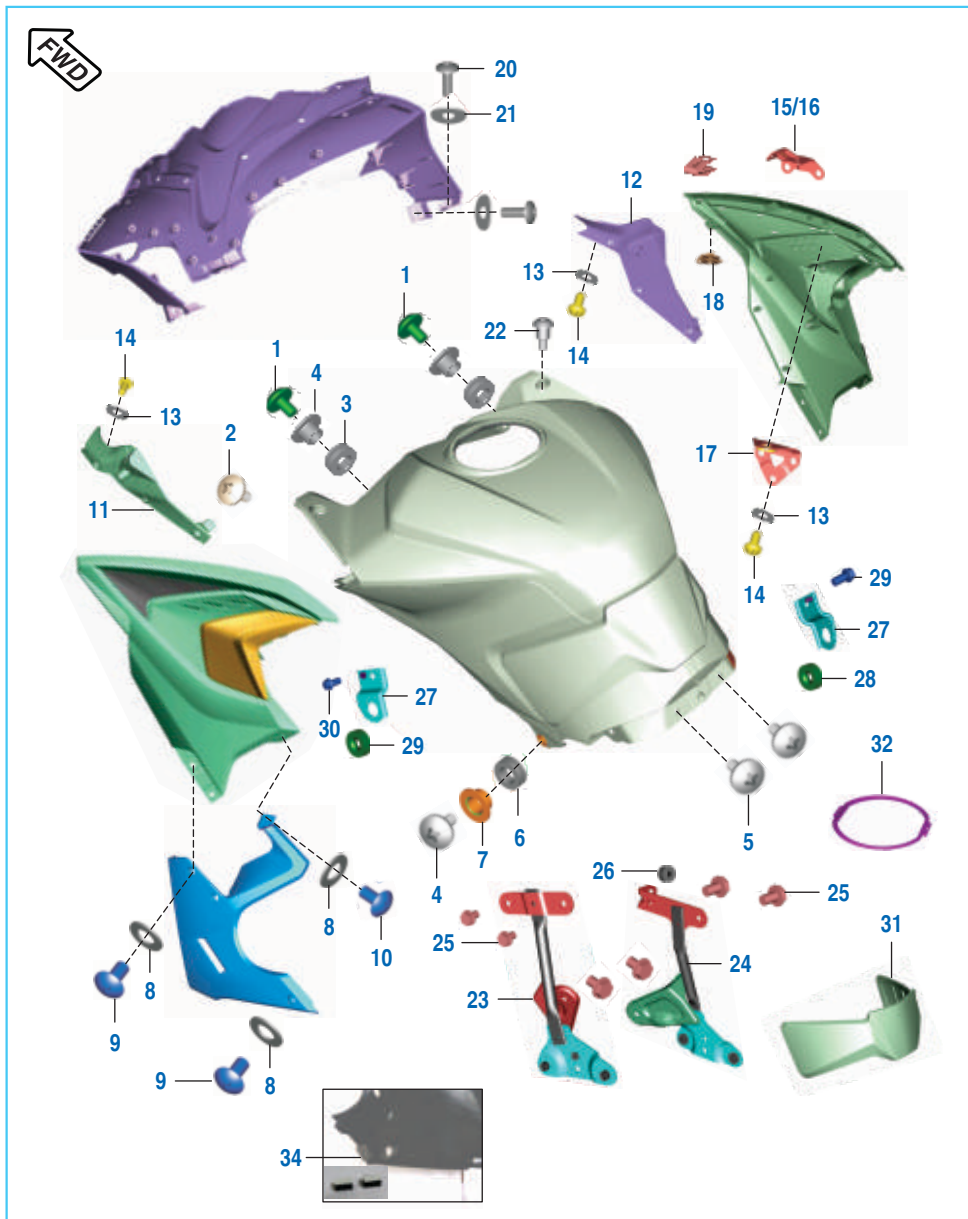
No.	Part No.	Description	Qty.		Remarks
			ABS	NON ABS	
1	DT 1710 01	Tank Assy	1	1	
2	JL 1716 00	Cap Tank	1	1	
3	KA CD05 16	Screw Allen	6	6	
4	DT 4026 00	Fuel Level Sensor	1	1	
5	30 1410 32	Bolt	4	4	
6	DT 1718 23	Fuel Pump Module	1	1	
7	39 0798 15	Nut	6	6	
8	DT 6112 03	Tube Filter to Injector	1	1	
9	JL 1718 32	Tube Filter to RR QA	1	1	
10	JL 1718 30	Hose - Fuel Pump - I	2	2	
11	DT 1718 14	Fine Fuel Filter	1	1	
12	JL 1710 19	Sleeve Tank Mtg Rear	2	2	
13	DT 1710 61	Drain Pipe	1	1	
14	DG 1410 28	Clamp	1	1	
15	DT 1710 55	Foam Fuel Tank	2	2	
16	JL 1710 38	Beading Tank LH	1	1	
17	39 1946 04	Bolt Tank Mtg M8x1.25x20	3	3	
18	DT 1710 75	Sleeve Tank Mtg Front	3	3	
19	DT 1710 78	Grommet Tank Mtg	1	1	
20	JL 1710 20	Grommet Tank Mtg Rear	2	2	
21	36 DT00 06	Kit Tank Damper	1	1	Refer Page No. 118
22	DT 1718 11	O Ring Fuel Pump	1	1	
23	30 1510 28	Gasket	1	1	

Fittings - Petrol Tank Cover



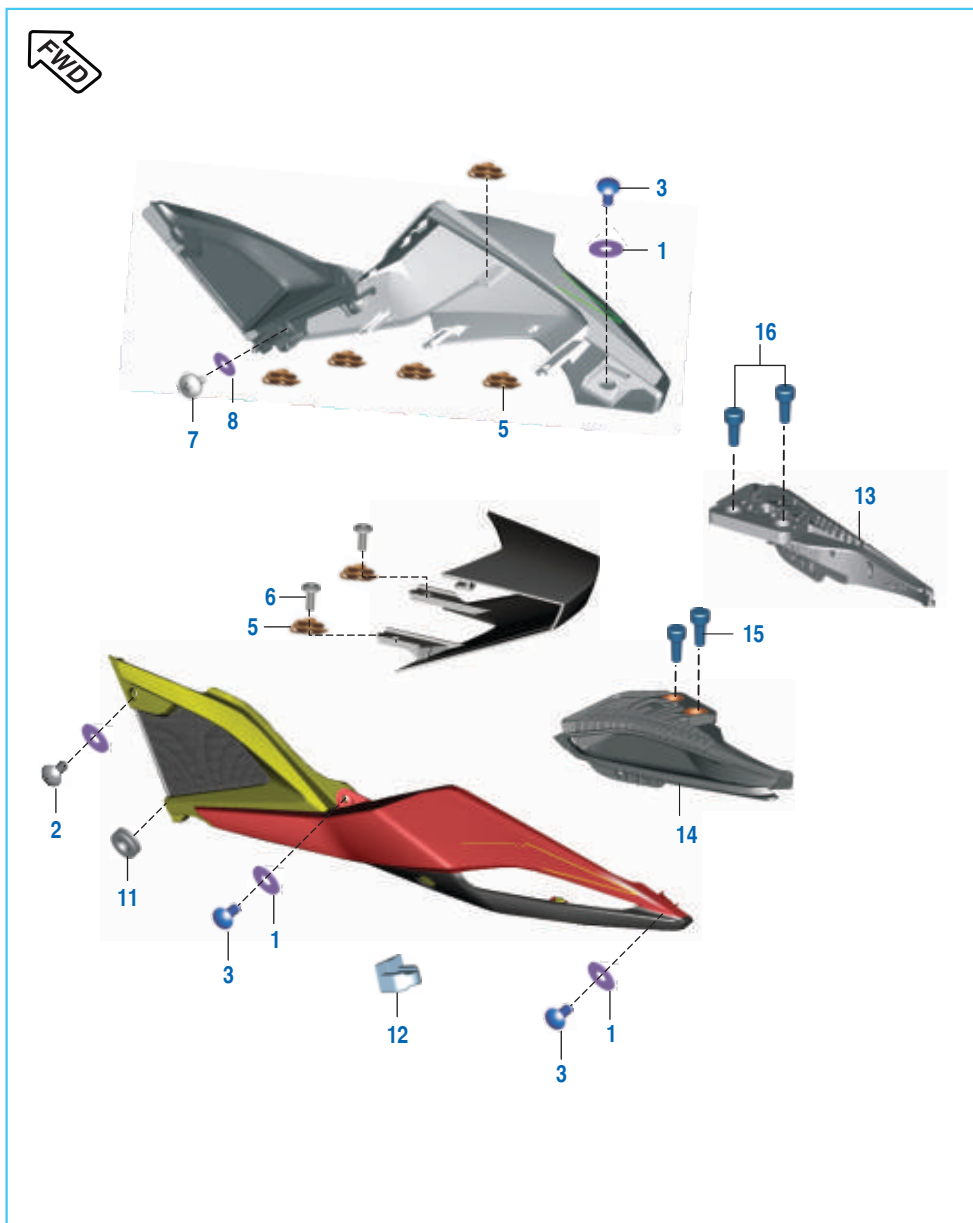
No.	Part No.	Description	Qty.		Remarks
			ABS	NON ABS	
1	LA C000 22	Bolt	2	2	
2	LB U000 27	Screw	2	2	
3	DT 1710 53	Grommet	2	2	
4	DT 1710 80	Collar	2	2	
5	JW 1710 16	Screw	2	2	
6	DT 1812 74	Collar Side Cover	2	2	
7	DT 1710 53	Grommet Tank Side Cover	2	2	
8	KD BC06 13	Plain Washer	8	8	
9	KB UB06 12	Mushroom Round Head Screw	6	6	
10	JW 1710 16	Screw	2	2	
11	DT 1812 15	Side Fairing Enclosure LH	1	1	
12	DT 1812 28	Side Fairing Enclosure RH	1	1	
13	LD A000 07	Washer Plain Small	14	14	
14	LB R000 02	Self Tapping Screw-	14	14	
15	DT 1812 91	Bracket Side Fairing Front LH	1	1	
16	DT 1812 92	Bracket Side Fairing Front RH	1	1	
17	DT 1812 93	Bracket Side Fairing Rear	2	2	
18	DJ 1612 29	Clip Nut M5	2	2	
19	GL 1810 43	Clip Snap	2	2	
20	39 1907 01	Mushroom Head Screw M-5	4	4	
21	39 2141 24	Washer Non Metallic	4	4	
22	DT 1812 73	Step Bolt Tank Cover Top	2	2	
23	DT 1812 44	Fairing Structure Middle LH	1	1	
24	DT 1812 46	Fairing Structure Middle RH	1	1	
25	LA D000 40	Bolt	6	6	

Fittings - Petrol Tank Cover



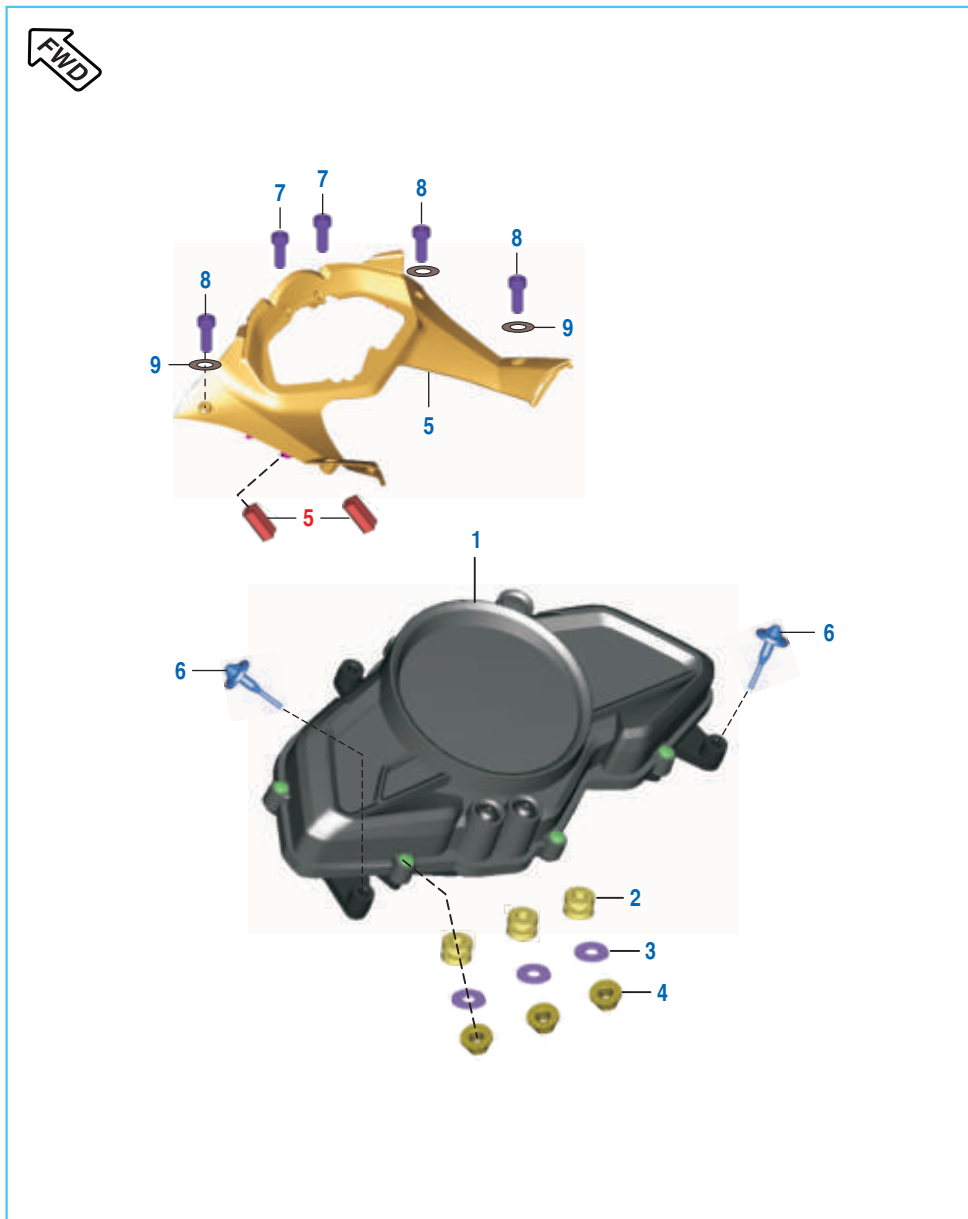
No.	Part No.	Description	Qty.		Remarks
			ABS	NON ABS	
26	JG 1138 06	Grommet Coolant Ex Tank	1	1	
27	DT 1138 15	Bracket Fairing Mtg Lower LH	1	1	
28	DT 1138 30	Bracket Fairing Mtg Lower RH	1	1	
29	DT 1812 65	Grommet Side Cover	2	2	
30	KA EA06 12	Bolt Flanged	2	2	
31	DT 1710 30	Foam Tank Cover	1	1	
32	DT 1710 82	Beading Tank Cover	1	1	
33	36 DT00 03	Kit Hardware P Tank Cover	1	1	
34	DT 1810 34	Foam Tank Cover	2	2	

Fittings - Side Covers & Cover Seat




No.	Part No.	Description	Qty.		Remarks
			ABS	NON ABS	
1	39 0239 11	Plain Washer	6	6	
2	JW 1710 16	Mushroom Head Screw M6x18	2	2	
3	KB UB06 14	Mushroom Head Screw M6x14	4	4	
4	DT 1812 10	Seat Cowl Central Top	1	1	
5	DJ 1612 29	Clip Nut M5	12	12	
6	LB U000 23	Screw M5	2	2	
7	LB R000 03	Screw	4	4	
7A	LB R000 04	Screw	4	4	
8	LD A000 07	Washer Plain Small	2	2	
10	KA EA06 08	Screw	2	2	
11	DT 1812 65	Grommet Side Cover	2	2	
12	JZ 1813 22	Grommet Side Cover	2	2	
13	DT 2314 04	Grab Handle Assy LH	1	1	
14	DT 2314 05	Grab Handle Assy RH	1	1	
15	KA CA08 30	Bolt Socket M8 X 1.25	4	4	
16	KACB0622	Bolt Socket L-22	3	3	
17	36 DT00 02	Kit Hardware S Cowl & S Cvr	1	1	

Meter Assembly



No.	Part No.	Description	Qty.		Remarks
			ABS	NON ABS	
1	DT 4024 08	Speedometer Assembly	1	--	N.I.
	DT 4024 03	Speedometer Assembly	--	1	
2	JG 1812 38	Grommet Dashboard	3	3	
3	LD B000 07	Washer Plain	3	3	
4	39 0291 15	Nut - Hexagon M5 X 0.8	3	3	
5	DT 1812 33	Speedo Flap	1	1	
6	DT 1812 55	Damper Speedo Flap	2	2	
7	KA Cd05 16	Bolt-Socket-Dia-05 L-14	2	2	
8	DT 1810 10	Trust Screw	4	4	
9	39 2141 24	Washer non Metallic	4	4	
10	YD T020 04	Spdomtr Top Cover & 'O' ring	1	1	

Control Cables



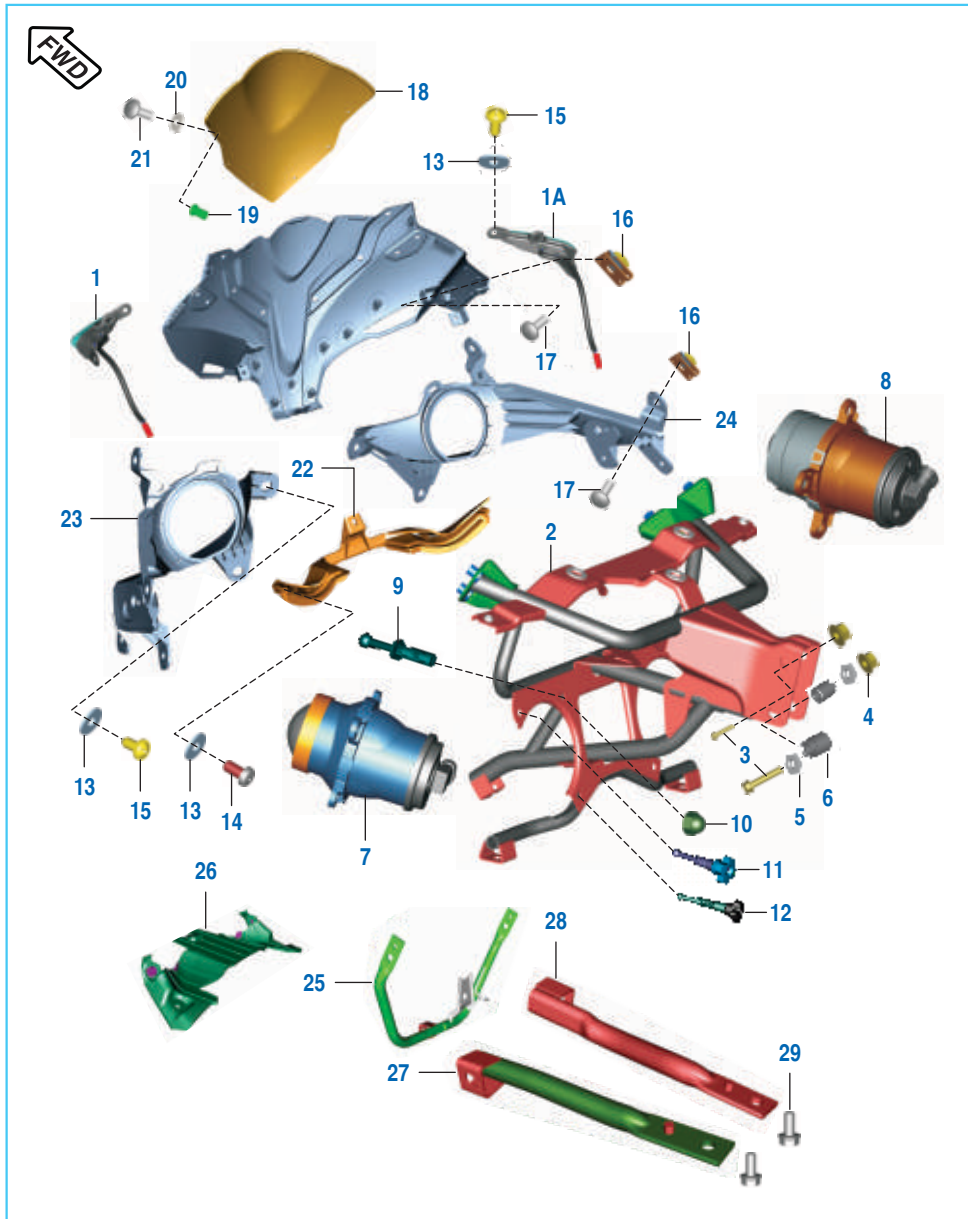
No.	Part No.	Description	Qty.		Remarks
			ABS	NON ABS	
1	DT 1612 04	Cable Throttle	1	1	
2	DT 1612 03	Cable Clutch	1	1	

Chain Case



No.	Part No.	Description	Qty.		Remarks
			ABS	NON ABS	
1	JL 1812 05	Cover Assly Chain	1	1	
2	JG 1220 28	Extruded Washer	2	2	
3	39 1791 04	Bolt Flanged M6X8	2	2	
4	DT 1814 14	Assly. Hugger Rear	1	1	
5	DT 1810 00	Tube Rear Hugger Mtg	1	1	
6	DT 1814 15	Cover 1- Hugger Rear	1	1	
7	JL 1814 08	Cover 2- Hugger Rear	1	1	
8	KB UF04 10	Screw	6	6	
9	LA C000 37	Bolt Soc-special Head	3	3	
10	39 0265 12	Spring Washer	2	2	
11	LA C000 36	Bolt Special Socket	2	2	
12	JL 1814 10	Collar Hugger Rear	2	2	
13	JL 1812 53	Chain Cover RH Side	1	1	
14	LA C000 08	Bolt Socket Head	2	2	

Head Lamp & Fairing



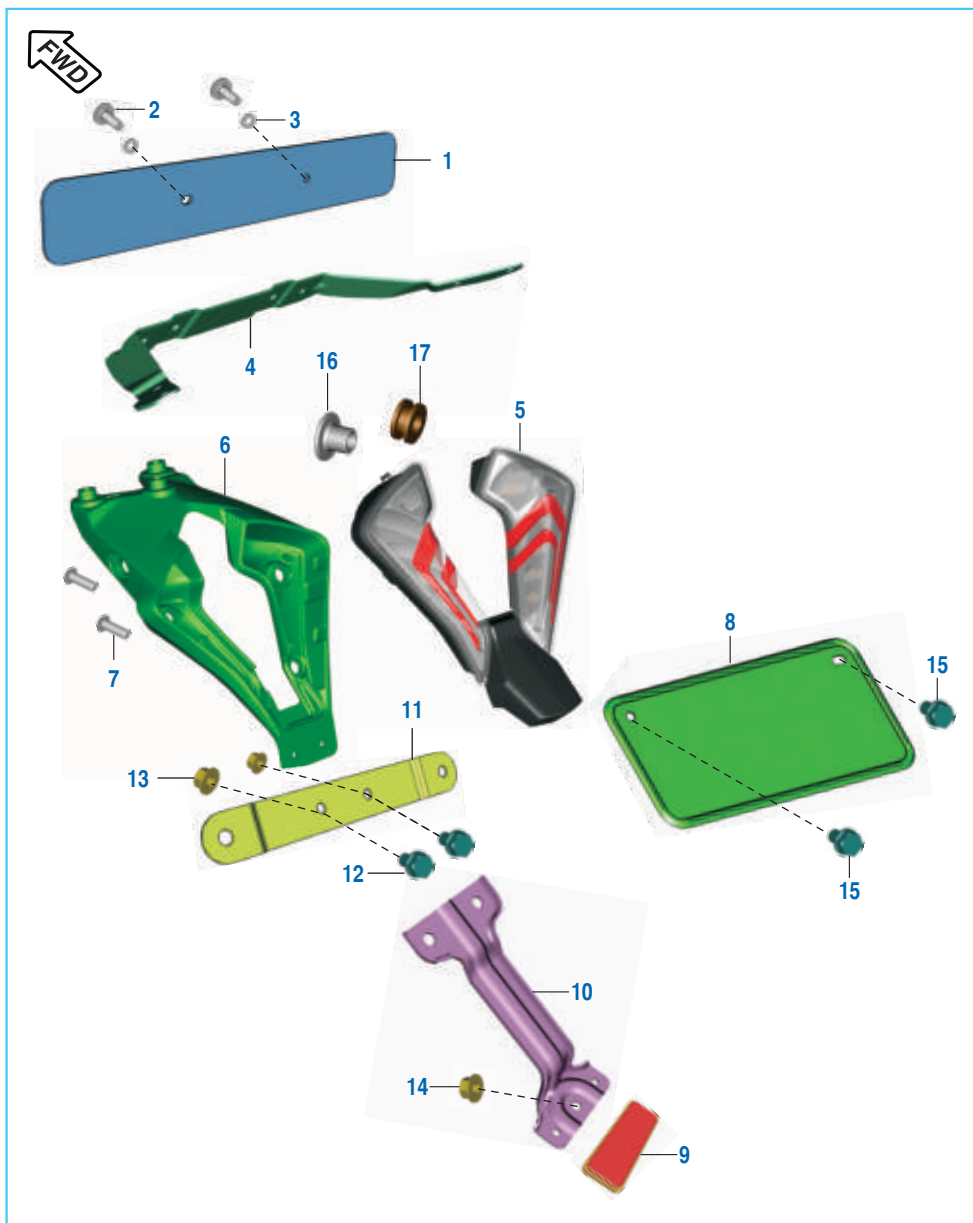
No.	Part No.	Description	Qty.		Remarks
			ABS	NON ABS	
1	DT 4010 09	Front Position Lamp LH	1	1	
1A	DT 4010 10	Front Position Lamp RH	1	1	
2	DT 1812 42	Fairing Structure	1	1	
3	LA D001 20	Bolt Flange M8 X 45L	2	2	
4	39 2535 15	Hex Nut Flange M8	2	2	
5	DT 1813 10	Trust Washer	4	4	
6	DT 1813 11	Spacer Structure Mtg Front	4	4	
7	DT 4010 08	Low Beam Projector	1	1	
7A	DT 4010 12	Low Beam Bulb	1	1	
7B	YD T020 02	Low Beam Projector W/O bulb	1	1	
8	DT 4010 11	High Beam	1	1	
8A	YD T020 01	High Beam Bulb	1	1	
8B	YD T020 03	High Beam Projector W/O bulb	1	1	
9	DT 4010 17	Pivot Screw M6	2	2	
10	KC EA06 05	Nut Domed Cap Single Piece	2	2	
11	DT 4010 18	Adjusting Bolt	2	2	
12	DT 4010 19	Adjusting Bolt M10	2	2	
13	LD A000 07	Washer Plain Small	5	5	
14	39 1776 02	Screw Pan Head	2	2	
15	LB R000 02	Self Tapping Screw	4	4	
16	DJ 1612 29	Clip Nut M-5	2	2	
17	39 1907 01	Mushroom Head Screw	2	2	
18	DT 1812 32	Visor	1	1	
19	JG 1812 36	Well Nut M5x15.9x1..3t	6	6	
20	39 2141 24	Washer Non Metallic	10	10	
21	JZ 1812 06	M5 X 21 L Ss Bolt	6	6	
22	56 DT36 6B	Front Lower Bezel	1	1	
23	DT 1812 67	Outer Mask LH	1	1	
24	DT 1812 68	Outer Mask RH	1	1	
25	DT 1812 75	Fairing Structure Middle	1	1	
26	DT 1812 85	Cover Fairing Mtg Lower	1	1	
27	DT 1812 94	Fairing Structure Lower LH	1	1	
28	DT 1812 95	Fairing Structure Lower RH	1	1	
29	JW 1812 28	Bolt	2	2	

Indicator Light Assembly



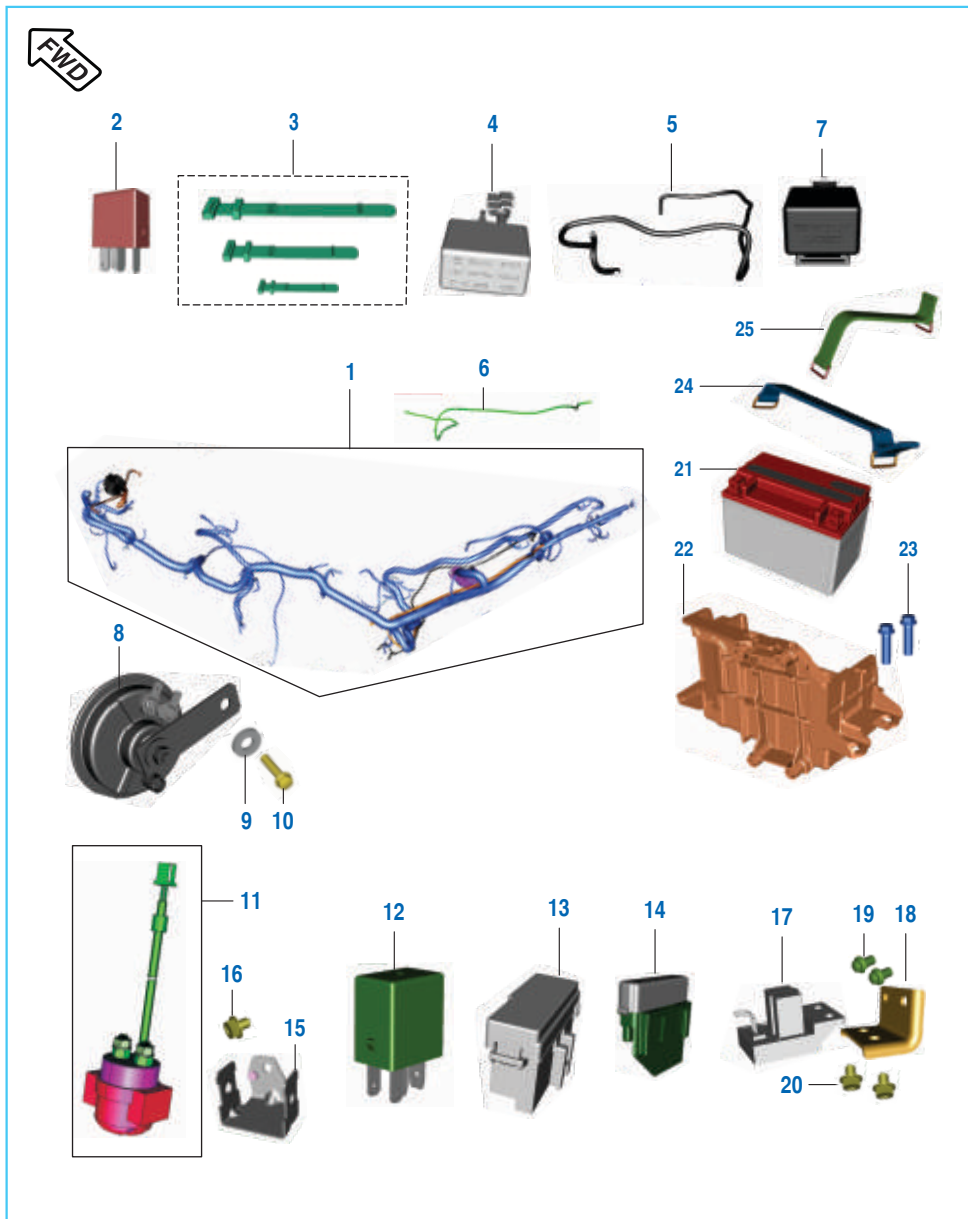
No.	Part No.	Description	Qty.		Remarks
			ABS	NON ABS	
1	DT 4010 02	Indicator Assy Front LH	1	1	
2	DT 4010 03	Indicator Assy Front RH	1	1	
3	39 1225 15	Nut-Hexagon with Flange: M10	4	4	
4	DT 1138 19	Spacer Blinker Mtg	2	2	
5	DT 4010 04	Indicator Assy Rear LH	1	1	
6	DT 4010 05	Indicator Assy Rear RH	1	1	

Tail Lamp Assly / Front Number Plate



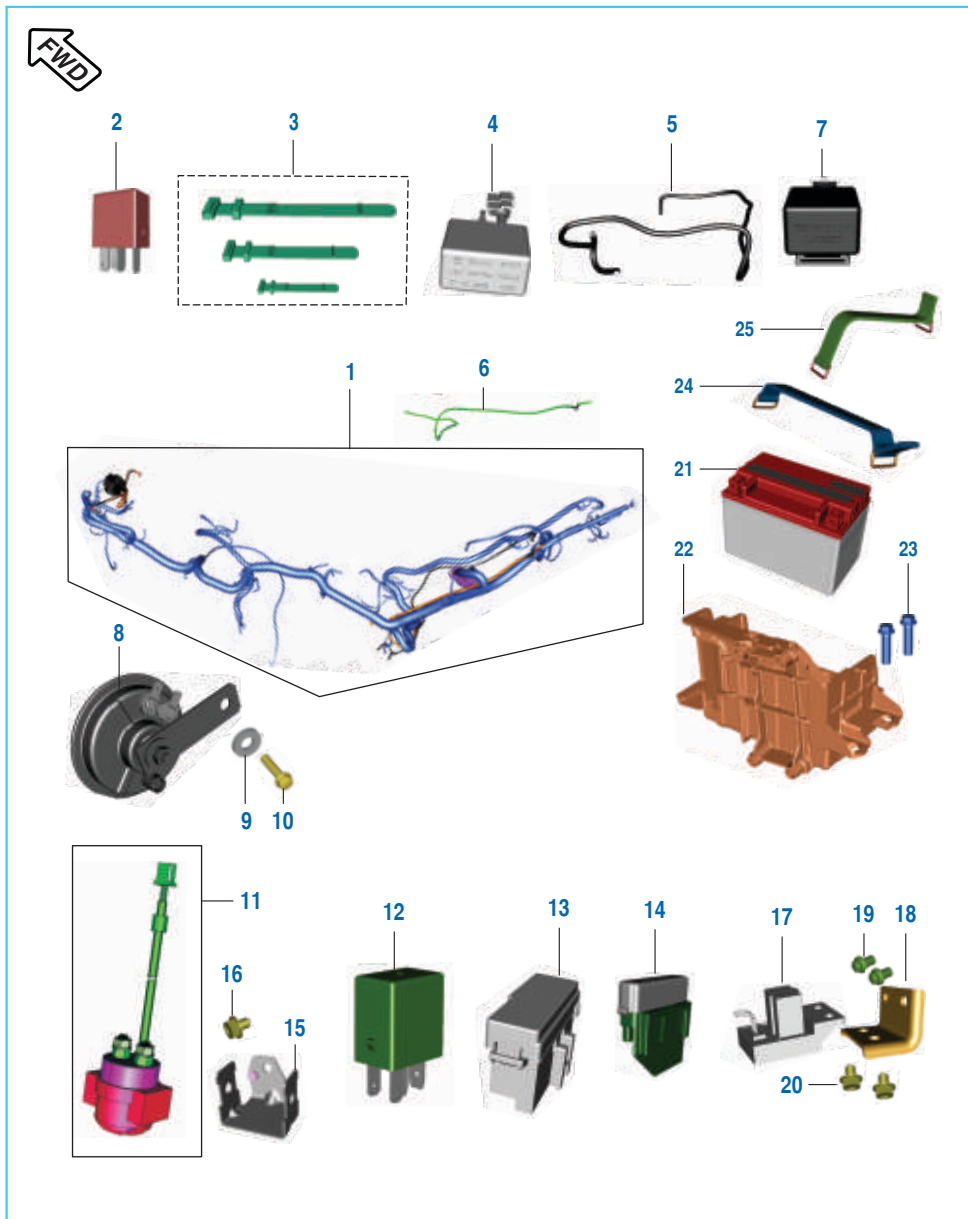
No.	Part No.	Description	Qty.		Remarks
			ABS	NON ABS	
1	JU 2328 00	Front Number Plate	1	1	
2	LB U000 09	Screw Mushroom Head	2	2	
3	39 2141 24	Washer None Metallic	2	2	
4	DT 1812 48	Number Plate Mtg bracket	1	1	
5	DT 4010 01	Lamp Tail Assly	1	1	
6	DT 1138 07	Bracket Rear Blinker Mtg	1	1	
7	DT 1138 18	Screw M-5	4	4	
8	DP 1611 45	Rear Number Plate	1	1	
9	DD 2010 02	Reflector - Reflex	1	1	
10	DT 1138 13	Bracket-Reflector Reflex Mtg	1	1	
11	JD 1138 00	Bracket Rr Number Plate Mtg	1	1	
12	39 2476 04	Hex Head With Flange M-6	2	2	
13	39 2124 15	Flange Nut	2	2	
14	39 1972 15	Nut Hexagon with Flange	1	1	
15	39 2476 04	Bolt Hex Head with Flange	2	2	
16	DT 1138 24	Sleeve	4	4	
17	DT 1138 17	Grommet	4	4	

Electrical Equipments



No.	Part No.	Description	Qty.		Remarks
			ABS	NON ABS	
1	DT 4022 20	Harness Wiring-ABS	1	--	
	DT 4022 12	Harness Wiring-ABS	--	1	
2	JL 4030 00	Relay Inter lock	1	1	
3	36 DT00 04	Kit Band Wiring Harness	1	1	
4	DT 4020 05	Light Control Module	1	1	
5	DT 4022 18	Cable Assy Relay To Motor	1	1	N.I.
6	DT 4022 23	Cable Earth	1	1	N.I.
7	JL 4032 00	Termination Unit	1	1	
8	PA 4016 00	Horn LH	1	1	
9	39 1507 11	Washer - Plain	1	1	
10	KA DA08 14	Hex Head Bolt - Flanged M8	1	1	
11	JN 3516 04	Starter Relay- With Grommet	1	1	
12	JL 4030 01	Relay- Aux1diode	1	1	
13	DT 4022 04	Fuse Box	1	1	
13A	DT 4022 26	Fuse - 7.5A	5	5	Not Illustrated
13B	JG 4022 29	Fuse 15A	5	5	Not Illustrated
13C	JG 4022 30	Fuse 30A	2	2	Not Illustrated
14	GL 4022 10	Fuse Box	1	1	
14A	JG 4022 34	Fuse 25A	2	2	Not Illustrated
14B	60 1115 28	Fuse 10A	2	2	Not Illustrated
15	DT 1138 01	Bracket Starter Relay Loose	1	1	
16	KA DA06 08	Bolt Flanged	1	1	
17	JG 4032 00	Roll Over Sensor	1	1	
18	DT 1138 00	Bracket Roll Over Sensor	1	1	
19	LA E000 17	Bolt Flanged	2	2	
20	KA EA05 10	Bolt Flanged-Small	2	2	

Electrical Equipments



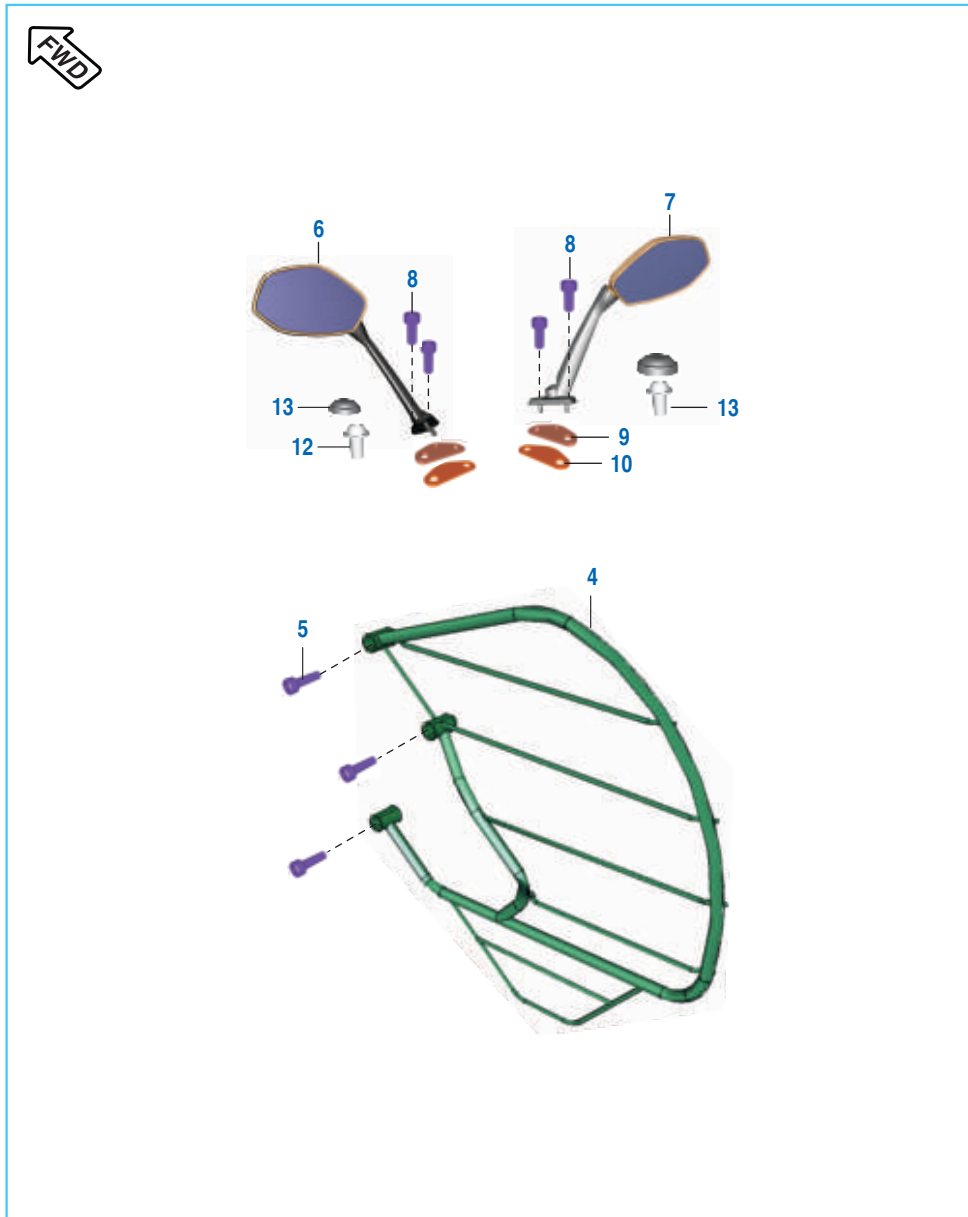
No.	Part No.	Description	Qty.		Remarks
			ABS	NON ABS	
21	JG 4018 00	12V 8Ah VRLA Battery	1	1	
22	52 DT01 24	Assly Battery Case	1	1	
23	KA EA06 22	Bolt	4	4	
24	JL 1138 25	Band Battery Case Vertical	1	1	
25	DT 1810 22	Band Battery Case	1	1	
26	DT 1138 49	Strap ECU harness	1	1	
27	KB UC05 20	Screw	2	2	Bulletin 2015_29
28	DT 1138 06	Sleeve	2	2	Bulletin 2015_29
29	JL 1812 56	Grommet	2	2	Bulletin 2015_29
30	39 0239 11	Washer	2	2	Bulletin 2015_29
31	39 1972 15	Nut Flanged	2	2	Bulletin 2015_29

Tool Kit



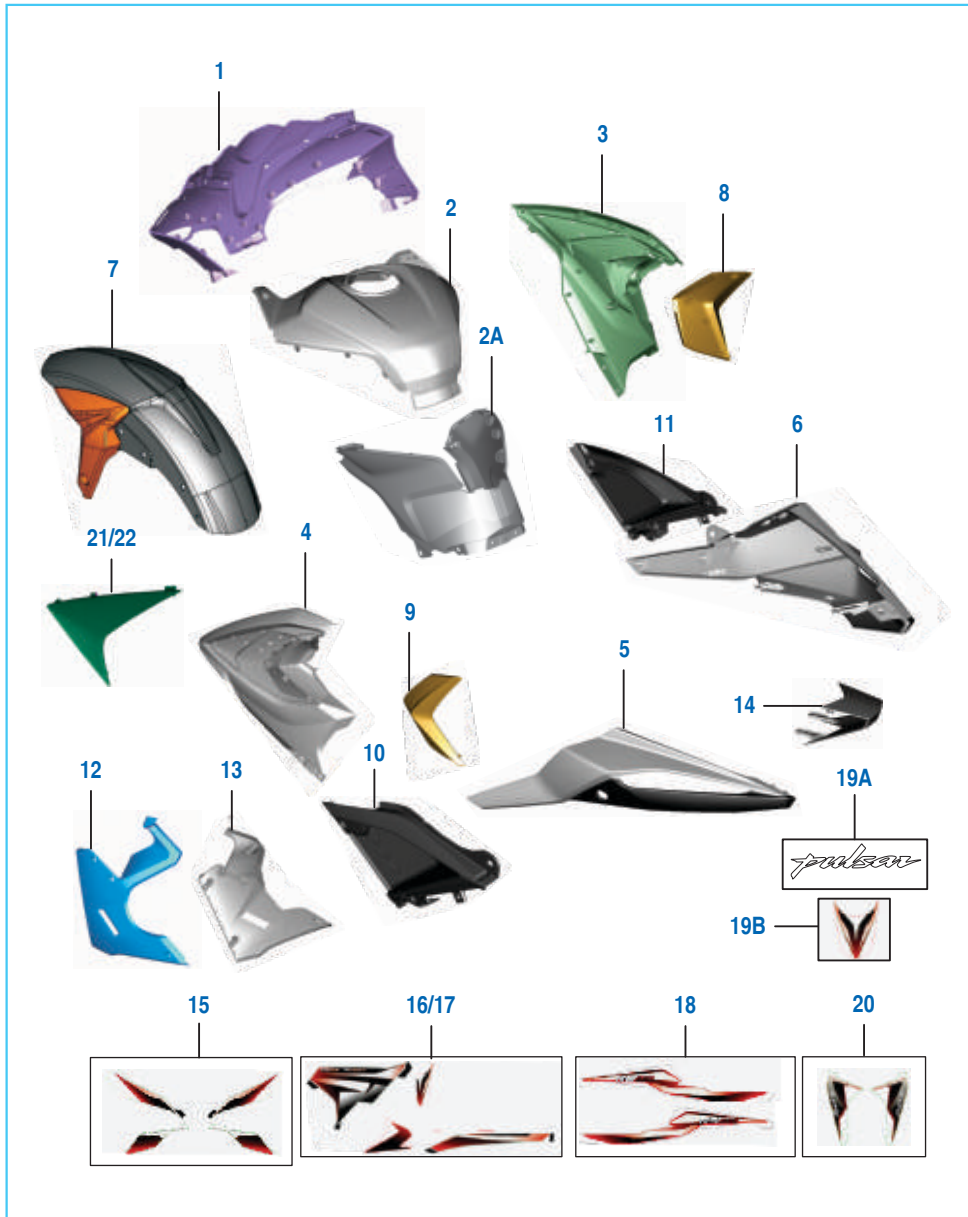
No.	Part No.	Description	Qty.		Remarks
			ABS	NON ABS	
1	JL 2310 00	Tool Kit	1	1	Not Serviceable
2	DT 2310 00	Box Tool Kit	1	1	
3	KA EA06 12	Bolt Flanged	1	1	
4	KD AB06 11	Washer Plain	1	1	

Accessories / Grab Handle



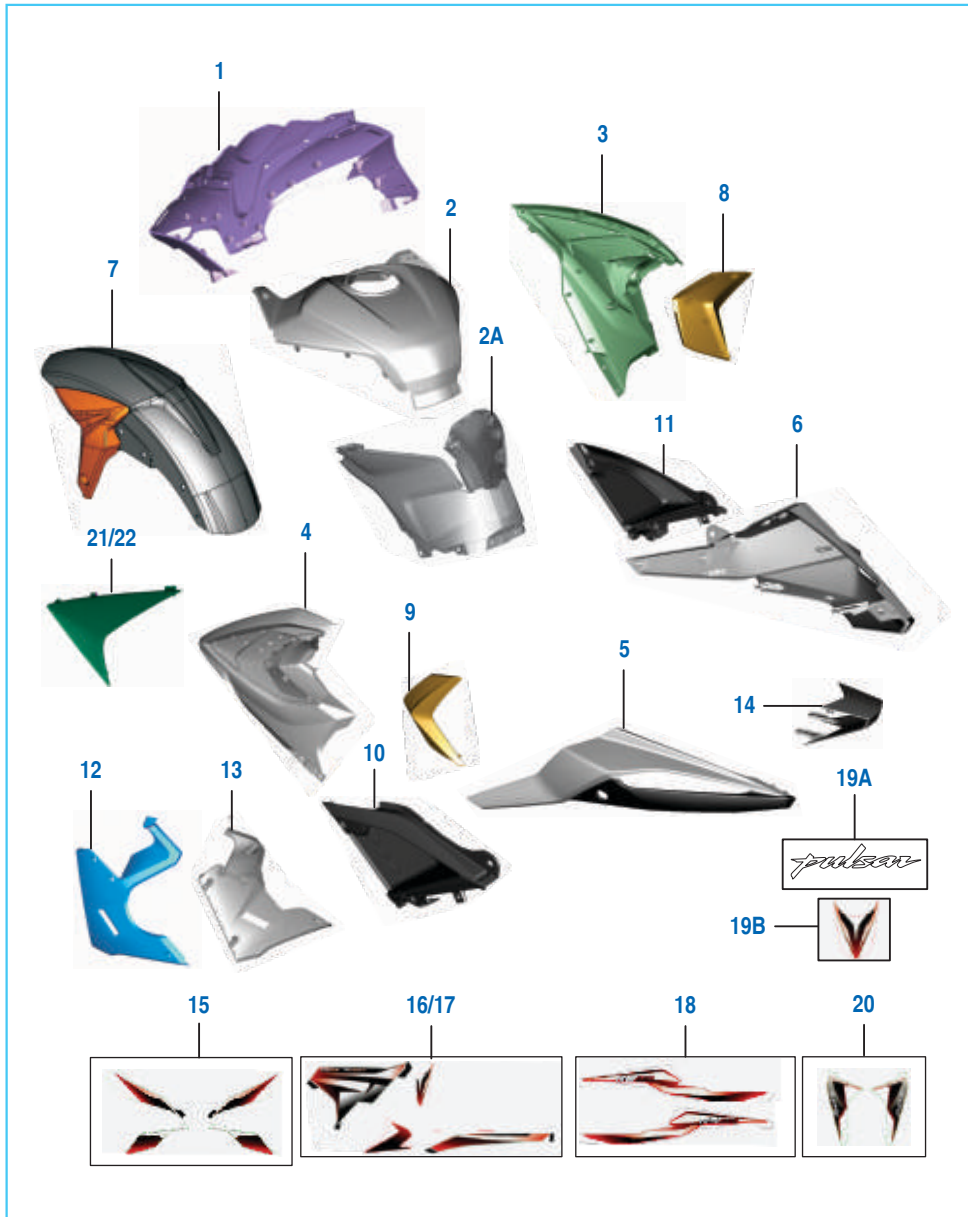
No.	Part No.	Description	Qty.		Remarks
			ABS	NON ABS	
1	DT 2314 04	Grab Handle Assy LH	1	1	
2	DT 2314 05	Grab Handle Assy RH	1	1	
3	KA CA08 30	Bolt Socket M8 X 1.25	4	4	
4	JL 2312 02	Guard Saree	1	1	
5	KACB0622	Bolt Socket L-22	3	3	
6	DT 2316 00	Mirror Assly LH	1	1	
7	DT 2316 01	Mirror Assly RH	1	1	
8	LA C000 22	Bolt	4	4	
9	DT 1812 84	Pad Mirror Mounting	2	2	
10	DT 1812 99	Pad Mirror Base Mtg.	2	2	
11	DT 2316 07	Bolt Mirror Mtg LH Thread	1	1	
12	DT 2316 08	Bolt Mirror Mtg RH Thread	1	1	
13	DT 2316 06	Plug Mirror Mtg.	2	2	
14	LD H000 08	Conical Washer	4	4	

Painted Parts and Decals



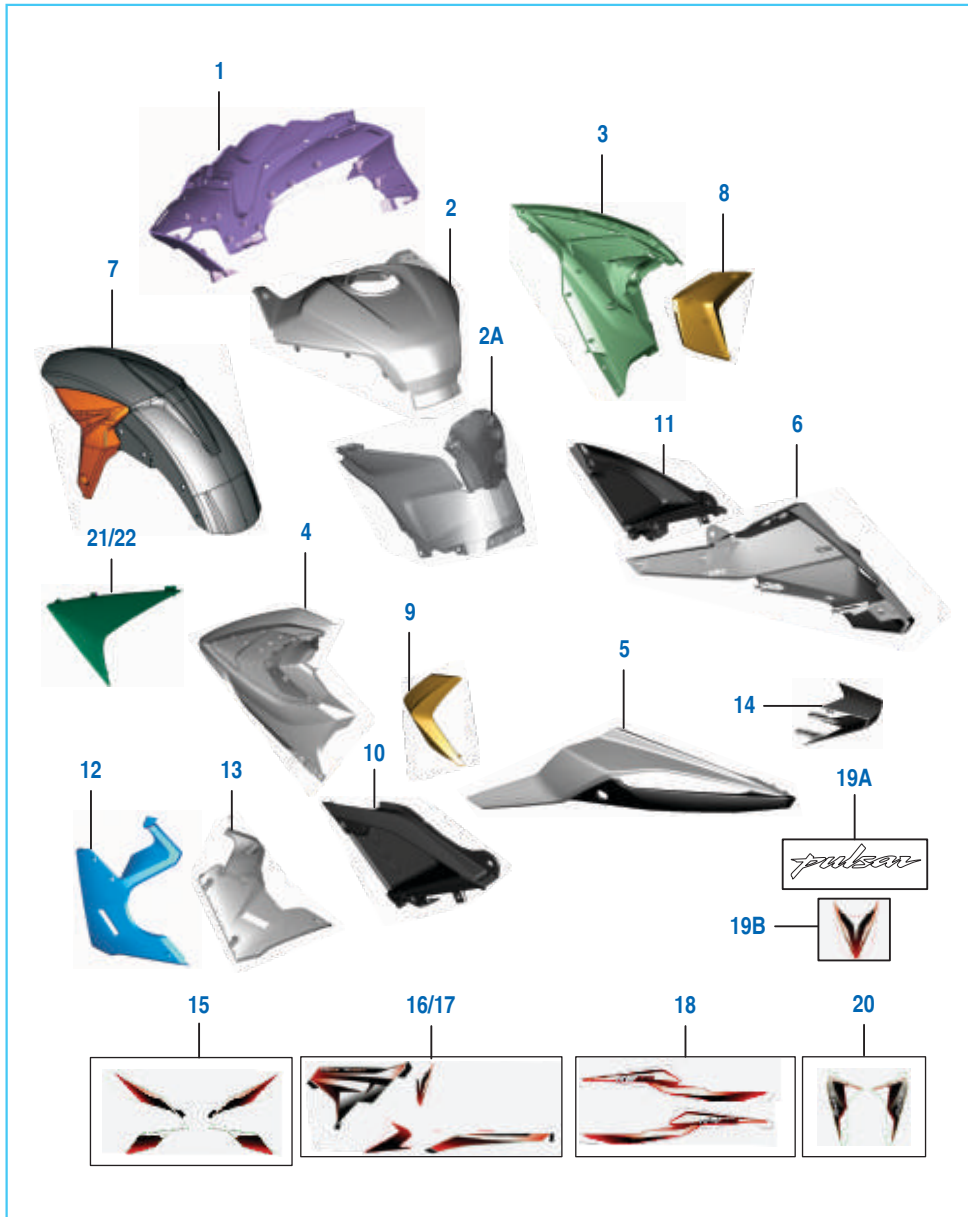
No.	Part No.	Description	Qty.		Remarks
			ABS	NON ABS	
1	56 DT65 6T	Front Fairing Bright Yellow	1	1	Ser Bulletin 2015-35
	56 DT65 4R	Front Fairing Passion Red	1	1	
	52 DT01 95	Front Fairing E Black-Red	1	1	
2	56 DT22 6T	Tank Cover Top Bright Yellow	1	1	Ser Bulletin 2015-35
	56 DT22 4R	Tank Cover Top Passion Red	1	1	
	56 DT22 X3	Tank Cover Top Ebony Black	1	1	
	52 DT02 65	Tank cover with decal P red	1	1	
	52 DT02 66	Tank cover DCL Bright Yellow	1	1	
2A	DT 1710 42	Tank Side Assly	1	1	
3	56 DT58 6T	Side Fairing RH Bright Yellow	1	1	Ser Bulletin 2015-35
	56 DT35 4R	Side Fairing RH Passion Red	1	1	
	52 DT01 98	Side Fairing RH E Black Red	1	1	
	52 DT02 75	Side fairing RH DCL Yellow	1	1	
	52 DT02 76	Side fairing RH DCL E Black	1	1	
4	56 DT34 4R	Side Fairing LH-Passion Red	1	1	Ser Bulletin 2015-35
	56 DT57 6T	Side Fairing LH Bright Yellow	1	1	
	52 DT01 99	Side Fairing LH E Black-Red	1	1	
	52 DT02 74	Side fairing RH DCL P Red	1	1	
	52 DT02 77	Side fairing LH DCL P Red	1	1	
	52 DT02 78	Side fairing LH DCL Yellow	1	1	
	52 DT02 79	Side fairing LH DCL E Black	1	1	
5	56 DT11 6T	Seat Cowl LH Bright Yellow	1	1	Ser Bulletin 2015-35
	56 DT11 4R	Seat Cowl LH Passion Red	1	1	
	52 DT02 00	Seat Cowl LH E Black Red	1	1	
	52 DT02 80	Seat cowl LH DCL P Red	1	1	
	52 DT02 81	Seat cowl LH DCL Yellow	1	1	
	52 DT02 82	Seat cowl LH DCL E Black	1	1	

Painted Parts and Decals



No.	Part No.	Description	Qty.		Remarks
			ABS	NON ABS	
6	56 DT10 4R	Seat Cowl RH Passion Red	1	1	Ser Bulletin 2015-35
	56 DT10 6T	Seat Cowl RH Bright Yellow	1	1	
	52 DT02 01	Seat Cowl RH E Black Red	1	1	
	52 DT02 83	Seat cowl RH DCL Red	1	1	
	52 DT02 84	Seat cowl RH DCL Yellow	1	1	
	52 DT02 85	Seat cowl RH DCL E Black	1	1	
7	56 DT05 4R	Fender Front-Passion Red	1	1	Ser Bulletin 2015-35 Ser Bulletin 2015-35
	56 DT05 6T	Front Fender Bright Yellow	1	1	
	52 DT01 96	Front Fender E Black-Red	1	--	
	52 DT01 97	Front Fender E Black-Red	--	1	
	52 DT02 68	Front fender ABS DCL P Red	1	1	
	52 DT03 29	Front fender ABS with DCL P. red	1	--	
	52 DT02 71	Front fender DCL P red	1	1	
	52 DT03 30	Front fender N-ABS with DCL P. red	--	1	
	52 DT02 69	Front fender ABS DCL Yellow	1	1	
	52 DT03 31	Front fender ABS with DCL B. Yellow	1	--	
	52 DT02 72	Front fender N-ABS DCL Yellow	1	1	
	52 DT03 32	Front fender N-ABS with DCL B. Yellow	--	1	
	52 DT02 70	Front fender ABS DCL E Black	1	1	
	52 DT03 33	K8 Front fender ABS with DCL E Black	1	--	
52 DT02 73	Front fender N-ABS DCL E Black	1	1		
52 DT03 34	K8 Front fender N-ABS with DCL E Black	--	1		
8	56 DT08 4X	Side Fairing Flap RH -E Black	1	1	
9	56 DT07 4X	Side Fairing Flap LH-E Black	1	1	
10	56 DT12 4X	Side Cover LH	1	1	
11	56 DT13 4X	Side Cover RH	1	1	
12	DT 1810 09	Assly Lower Fairing LH	1	1	
13	DT 1813 24	Lower Fairing RH	1	1	
14	DT 1812 10	Seat Cowl Central Top	1	1	

Painted Parts and Decals



No.	Part No.	Description	Qty.		Remarks
			ABS	NON ABS	
15	36 DT00 10	Kit Dcl Fairing-Br Yellow	1	1	Ser Bulletin 2015-35
	36 DT00 11	Kit Dcl Fairing-Pa Red	1	1	
	36 DT00 45	Kit Dcl Fairing-E Blk Red	1	1	
16	36 DT00 16	Kit Dcl Spoiler LH-Br Yellow	1	1	Ser Bulletin 2015-35
	36 DT00 17	Kit Dcl Spoiler LH-Pa Red	1	1	
	36 DT00 46	Kit Dcl Spoiler LH-E Blk Red	1	1	
17	36 DT00 19	Kit Dcl Spoiler RH-Br Yellow	1	1	Ser Bulletin 2015-35
	36 DT00 20	Kit Dcl Spoiler RH-Pa Red	1	1	
	36 DT00 47	Kit Dcl Spoiler RH-E Blk Red	1	1	
18	36 DT00 13	Kit Dcl S Cowl-Br Yellow	1	1	Ser Bulletin 2015-35
	36 DT00 14	Kit Dcl S Cowl-Pa Red	1	1	
	36 DT00 48	Kit Dcl S Cowl-E Blk Red	1	1	
19A	DT 2330 79	3D Dcl Pulsar	1	1	For Yellow Colour For Red Colour
	DT 2330 43	3D Dcl Pulsar	1	1	
19B	DT 2330 93	Dcl Tank Top Center	1	1	Yellow Red
	DT 2330 82	Dcl Tank Top Center	1	1	
20	36 DT00 28	Kit Dcl Fender Abs-P Red	1	--	Ser Bulletin 2015-35 Ser Bulletin 2015-35
	36 DT00 29	Kit Dcl Fender Abs- Br Yellow	1	--	
	36 DT00 30	Kit Dcl Fender - P Red	--	1	
	36 DT00 31	Kit Dcl Fender - Br Yellow	--	1	
	36 DT00 49	Kit Dcl Fender - Br Yellow	1	--	
21	DT 1812 14	Side Faring Mesh LH	1	1	
22	DT 1812 21	Side Faring Mesh RH	1	1	

Kit List



Sr No	Kit Part No.	Kit Description	Consisting of Following Parts		
			Part No.	Description	Qty/Kit
1	36DT0032	KIT ASSly CYL HEAD	JL511045	HEAD CYLINDER COMP	1
			JG511046	STUD (M8*1.25)	2
2	36DT0033	KIT GEAR PRIMARY DRIVE & DRIVEN	JG551216 DT551407	GEAR PRIMARY DRIVE 22T HOUSING CLUTCH ASSY COMP	1 1
3	36DT0005	KIT CHAIN GUIDE	JF531008	GUIDE CHAIN (SLACK SIDE)	1
			JL531005	CHAIN GUIDE TIGHT SILENT	1
4	36DT0007	KIT CHAIN SPROCKET	DV101048	SPROCKET OUTPUT (14T)	1
			DT141004	SPROCKET 41T	1
			DT141005	CHAIN 110 LINK	1
5	36DT0008	KIT ENGINE GASKET	JG541041	GASKET CRANKCASE	1
			JL541207	GASKET CLUTCH COVER	1
			JL541208	GASKET MAGNETO COVER	1
			JL521002	GASKET CYLINDER BLOCK	1
			JL511022	GASKET CYLINDER HEAD	1
			CS101128	GASKET	1
			JL511042	GASKET HEAD COVER	1
			JG591070	GASKET EXHAUST	1
6	36JL0011	KIT VALVE REPAIR	JF511215	SEAT VALVE SPRING	4
			39201719	SEAL VALVE STEM	4
			JF511214	RETAINER VALVE SPRING	4
			JF511217	VALVE SPRING	4
			DG101029	COTTER VALVE	8
7	36JL0007	KIT BLOCK PISTON	JL521004	CYLINDER BLOCK WITH NIPPLE	1
			JL521200	PISTON ASSLY COMPL	1
8	36JU0001	KIT PISTON RING SET	JU521206	RING PISTON TOP	1
			JU521207	RING PISTON SECOND	1
			JU521208	RING PISTON OIL	1
9	36JL0004	KIT ASSLY C'CASE RH 200	JL541016 39256220	CRANKCASE RH BEARING - NEEDLE ROLLER	1 1

Kit List



Sr No	Kit Part No.	Kit Description	Consisting of Following Parts		
			Part No.	Description	Qty/Kit
			JG541061	PIPE BREATHER	1
			BA102003	PLUG - OIL HOLE	3
10	36JL0003	KIT ASSLY C'CASE LH 200	JL541019	CRANKCASE LH	1
			JC101077	PLUG TAPER	2
			JG541021	OIL NOZZLE	1
			JG541015	NEEDLE BEARING HK 1514 RS	1
			39256220	BEARING - NEEDLE ROLLER	1
JG541020	JET OIL CRANKCASE RH	1			
11	36JG0004	SHAFT OIL PUMP ASSEMBLY	JG571022	ROTOR OIL PUMP WITH SHAFT	1
			28121008	OUTER ROTOR	1
12	36DT0028	DCL FENDER ABS-P RED	DT233089	FRONT FENDER DECAL ABS LH	1
			DT233090	FRONT FENDER DECAL ABS RH	1
13	36DT0029	DCL FENDER ABS-BR YELLOW	DT233091	FRONT FENDER DECAL ABS LH	1
			DT233092	FRONT FENDER DECAL ABS RH	1
14	36DT0030	DCL FENDER -P RED	DT233085	FRONT FENDER DECAL LH	1
			DT233086	FRONT FENDER DECAL RH	1
15	36DT0031	DCL FENDER - BR YELLOW	DT233087	FRONT FENDER DECAL LH	1
			DT233088	FRONT FENDER DECAL RH	1
16	36DT0011	KIT DCL FAIRING-PA RED	DT233015	DECAL FAIRING UPPER LH	1
			DT233016	DECAL FAIRING UPPER RH	1
			DT233017	DECAL FAIRING LOWER LH	1
			DT233018	DECAL FAIRING LOWER RH	1
17	Deleted	KIT DCL TANK-PA RED	DT233043	DECAL TANK LH	2
			DT233082	DECAL TANK TOP COVER	1
18	36DT0017	KIT DCL SPOILER LH-PA RED	DT233021	DECAL TANK SPOILER UPPER LH	1
			DT233023	DECAL TANK SPOILER LOW 1 LH	1
			DT233025	DECAL TANK SPOILER LOW 2 LH	1

Kit List



Sr No	Kit Part No.	Kit Description	Consisting of Following Parts		
			Part No.	Description	Qty/Kit
19	36DT0020	KIT DCL SPOILER RH -PA RED	DT233022 DT233024 DT233026	DECAL TANK SPOILER UPP RH DECAL TANK SPOILER LOW RH DECAL TANK SPOILER LOW RH	1 1 1
20	36DT0014	KIT DCL S COWL-PA RED	DT233027 DT233028	DECAL SEAT COWL LH DECAL SEAT COWL RH	1 1
21	36DT0010	KIT DCL FAIRING -BR YELLOW	DT233029 DT233030 DT233031 DT233032	DECAL FAIRING UPPER LH DECAL FAIRING UPPER RH DECAL FAIRING LOWER LH DECAL FAIRING LOWER RH	1 1 1 1
22	Deleted	KIT DCL TANK-BR YELLOW	DT233079 DT233093	DECAL TANK LH DECAL TANK TOP COVER	2 1
23	36DT0016	KIT DCL SPOILER LH- BR YELLOW	DT233035 DT233037 DT233039	DECAL TANK SPOILER UPP LH DECAL TANK SPOILER LOW LH DECAL TANK SPOILER LOW LH	1 1 1
24	36DT0019	KIT DCL SPOILER RH -BR YELLOW	DT233036 DT233038 DT233040	DECAL TANK SPOILER UPP RH DECAL TANK SPOILER LOW RH DECAL TANK SPOILER LOW RH	1 1 1
25	36DT0013	KIT DCL S COWL- BR YELLOW	DT233041 DT233042	DECAL SEAT COWL LH DECAL SEAT COWL RH	1 1
26	36DT0016	KIT DCL SPOILER LH- BR YELLOW	DT233035 DT233037 DT233039	DECAL TANK SPOILER UPP LH DECAL TANK SPOILER LOW LH DECAL TANK SPOILER LOW LH	1 1 1
27	36DT0019	KIT DCL SPOILER RH -BR YELLOW	DT233036 DT233038 DT233040	DECAL TANK SPOILER UPP RH DECAL TANK SPOILER LOW RH DECAL TANK SPOILER LOW RH	1 1 1
28	36DT0013	KIT DCL S COWL- BR YELLOW	DT233041 DT233042	DECAL SEAT COWL LH DECAL SEAT COWL RH	1 1

Kit List



Sr No	Kit Part No.	Kit Description	Consisting of Following Parts		
			Part No.	Description	Qty/Kit
29	36DT0006	KIT TANK DAMPERS	DT171022 DT171023 DT171024 DT171025 DT171026	DAMPER TANK COVER RES LH DAMPER TANK COVER FR RH DAMPER TNK COVR CENTL LH DAMPER TNK COVR CENTL RH DAMPER TANK COVER REAR	1 1 1 1 1
30	36DT0001	HARDWARE FAIRING +R COWL	DT181273 JW171016 KDBC0613 KBUB0614 KDBC0613 DT181010 39214124 KACB0516 KBUB0614 KDBC0613	STEP BOLT SCREW PLAIN WASHER MUSHROOM HEAD SCREW PLAIN WASHER BOLT NON METALLIC WASHER SOCKET HEAD SCREW MUSHROOM HEAD SCREW PLAIN WASHER	2 2 2 6 6 4 4 2 3 3
31	36DT0002	HARDWARE S COWL+SIDE	JW171016 KDBC0613 KBUB0614 39023911 LBU00023 39214124 LBU00023 39214124 KBUB0614 KDBC0613 39204401	MUSHROOM HEAD SCREW PLAIN WASHER MUSHROOM HEAD SCREW PLAIN WASHER SCREW NON METALLIC WASHER SCREW NON METALLIC WASHER MUSHROOM HEAD SCREW PLAIN WASHER MUSHROOM HEAD SCREW	2 2 4 4 10 10 2 2 6 6 2
32	36DT0003	HARDWARE P TANK COVER	31161078 LAC00033 LBU00024	NON METALLIC WASHER BOLT SCREW	4 2 6
33	36DT0004	TIE BAND-W HARNESS	JD402212 JD402217 PA402204	BAND 200 MM BAND 150 MM BAND 110 MM	8 2 2

Parts Index



Part Number	Figure No.	Page No.
01110005	11	18
30101195	3	32
30141032	5	84
30151028	23	84
30151082	9	70
30191038	14	72
31101173	7	12
39019811	15	72
39021111	9	28
39023911	1	90
39023911	13	38
39026512	10	96
39029115	4	92
39042215	7	60
39045411	11	54
39055302	12	54
39059417	4	8
39074601	1	70
39074601	21	20
39079815	7	84
39080808	16	72
39084914	12	42
39099906	4	32
39099906	5	26
39099906	11	30
39104119	10	30
39104319	8	22
39104619	15	30
39118011	4	78
39122515	3	100
39128321	9	4

Part Number	Figure No.	Page No.
39150711	9	104
39153721	8	74
39153721	7A	30
39166511	15	24
39176904	2	74
39177304	6	22
39177602	14	98
39179104	3	96
39190701	12	58
39190701	17	98
39190701	20	86
39191304	2	46
39193120	2	12
39193120	3	20
39193120	6	12
39194304	14	64
39194304	22	78
39194604	17	84
39195804	12A	76
39197215	14	102
39199020	2	30
39200511	18	20
39201719	1	6
39203804	17	70
39212415	13	102
39213217	5	10
39214004	14	56
39214124	3	102
39214124	4	28
39214124	9	92
39214124	13	58

Parts Index



Part Number	Figure No.	Page No.
39214124	20	98
39214124	21	86
39215811	2	14
39215911	24	14
39218106	3	10
39220011	10	12
39220307	5	12
39242511	17	40
39242704	10	78
39244011	12	6
39247604	12	102
39247604	15	102
39253515	4	98
39256220	13	22
39256220	20	20
39260120	11	20
39260220	8	20
39260607	16	24
39260801	15	4
39262921	8	4
39266921	10	8
39269920	16	4
39271115	11	28
39272315	6	50
59200006	11	22
59200028	14	20
59200036	2	24
60111528	14B	104
60111531	14A	104
36DH1902	4	66
36DT0004	3	104

Part Number	Figure No.	Page No.
36DT0005	15	8
36DT0006	21	84
36DT0007	2	70
36DT0008	17	22
36DT0010	15	114
36DT0011	15A	114
36DT0013	18	114
36DT0014	18A	114
36DT0016	16	114
36DT0017	16A	114
36DT0019	17	114
36DT0020	17A	114
36DT0022	19	114
36DT0023	19A	114
36DT0028	20	114
36DT0029	20A	114
36DT0030	20B	114
36DT0031	20C	114
36DT0032	4	4
36DT0033	3	12
36DT0033	3	34
36JG0004	2	26
36JG0011	2	52
36JG0018	20	72
36JL0003	1	22
36JL0004	2	20
36JL0007	1	10
36JL0011	10	6
36JL0015	10	56
36JL0041	19	56
36JU0001	2	10

Parts Index



Part Number	Figure No.	Page No.	Part Number	Figure No.	Page No.
52JL0156	1	50	DE151047	3	68
52JL0157	2	50	DE151047	9	72
56DT054R	7	112	DE191010	8	72
56DT056T	7A	112	DE191010	10	66
56DT074X	9	112	DE191010	10	76
56DT084X	8	112	DE191011	11	66
56DT104R	6	112	DE191011	11	76
56DT106T	6A	112	DE191028	7	66
56DT114R	5A	112	DE191029	6	66
56DT116T	5	112	DF161102	6	60
56DT124X	10	112	DG101029	9	6
56DT134X	11	112	DG101456	10	22
56DT224R	2A	112	DG121002	4A	38
56DT226T	2	112	DG141028	14	84
56DT344R	4	112	DG151005	4	64
56DT354R	3A	112	DG171016	4	54
56DT576T	4A	112	DG171017	19	54
56DT586T	3	112	DG171018	5	54
56DT654R	1A	112	DG171019	6	54
56DT656T	1	112	DG181008	21	78
AN111015	8	46	DH101048	9	24
AP101236	3	8	DH101235	12	14
BA102004	13	32	DH101295	11	6
BF551037	6	14	DH101336	13	14
BF551037	15	14	DH101381	3	22
CS101128	12	8	DH101383	9	20
DD111011	12	46	DH101383	17	30
DD111012	6	46	DH101388	22	30
DD161071	20	40	DH101389	13	42
DE151046	2	68	DH101392	14	8
DE151046	10	72	DH101648	13	34

Parts Index



Part Number	Figure No.	Page No.	Part Number	Figure No.	Page No.
DH102117	9	30	DK151074	18	72
DH111013	9	46	DK151081	20	70
DH111016	11	46	DK151082	21	70
DH161146	5	60	DK151085	13	72
DH161155	19	40	DK151088	11	72
DH161157	18	40	DK151089	12	72
DJ151074	6	68	DK181006	4	80
DJ151075	7	68	DK181007	5	80
DJ161069	3	58	DK181009	14A	80
DJ161229	3	28	DK181010	14B	80
DJ161229	5	90	DK181012	14C	80
DJ161229	16	98	DK181013	14D	80
DJ161229	18	86	DK181015	11	80
DJ191023	14	66	DK181017	9	80
DJ191029	2	66	DK181018	7	80
DJ191030	3	66	DK181019	8	80
DJ191031	5	66	DK181020	10	80
DJ201100	9	66	DK181021	6	80
DK101181	8	18	DK181023	17	80
DK101225	14	4	DK181025	19	80
DK101284	3	44	DK181028	20	80
DK101352	25	14	DK181052	15	66
DK101386	10	24	DK181075	24	82
DK111011	10	46	DK181076	30	82
DK151013	8	70	DK211009	4	48
DK151015	14	70	DP101191	23	20
DK151026	2	62	DP161145	8	102
DK151045	19	72	DS101154	8	24
DK151063	7	72	DS121126	5	38
DK151069	4	72	DS161125	2	58
DK151073	17	72	DS161287	7	48

Parts Index



Part Number	Figure No.	Page No.	Part Number	Figure No.	Page No.
DS191052	23	78	DT121030	20	78
DS211004	5	52	DT121031	21	82
DS211004	9	48	DT121032	22	82
DT111163	1	52	DT121035	18	80
DT113001	1	56	DT121036	12	80
DT113002	5	56	DT121037	15	80
DT113006	8	56	DT121038	1	80
DT113008	12	56	DT121039	14B	80
DT113014	17	56	DT122019	1	54
DT113015	18	56	DT131017	15	64
DT113028	6	56	DT131018	1	62
DT113029	2	56	DT131222	5	62
DT113034	7	74	DT131802	5	64
DT113036		56	DT131817	2A	72
DT113202	8	60	DT131825	3	72
DT113204	1	60	DT131826	1	72
DT113205	2	60	DT131831		66
DT113408	3	50	DT131832	18	76
DT113800	18	104	DT131833	23	56
DT113801	15	104	DT131836	8	66
DT113802	6	44	DT131837	1	58
DT113807	6	102	DT131837	14	76
DT113813	10	102	DT131839	9	76
DT113814	9	90	DT131839	13	76
DT113815	27	88	DT131849	17	76
DT113818	7	102	DT131853	1A	68
DT113819	4	100	DT131860	3	76
DT113830	28	88	DT131861	2	76
DT113846	11	52	DT131863	1	76
DT113848	18	54	DT131866	2	72
DT113850	4	76	DT151010	1	78

Parts Index



Part Number	Figure No.	Page No.	Part Number	Figure No.	Page No.
DT151012	8	78	DT181010	8	92
DT151036	2	78	52DT0124	22	106
DT151037	7	78	DT181022	25	106
DT151039	6	78	DT181028	2	28
DT151040	13	80	DT181210	4	90
DT151042	16	80	DT181210	14	114
DT151043	23	82	DT181215	11	86
DT161000	3A	74	DT181228	12	86
DT161001	1A	74	DT181232	18	98
DT161004	6	74	DT181233	5	92
DT161005	15	78	DT181242	2	98
DT161007	11	78	DT181244	23	86
DT161011	1	74	DT181246	24	86
DT161012	3	74	DT181248	4	102
DT161203	2	94	DT181252	22	98
DT161204	1	94	DT181255	6	92
DT171001	1	84	DT181256	11	58
DT171053	3	86	DT181265	3	52
DT171053	7	86	DT181265	11	90
DT171055	15	84	DT181265	29	88
DT171061	13	84	DT181267	23	98
DT171075	18	84	DT181268	24	98
DT171076	10	52	DT181273	22	86
DT171078	19	84	DT181274	6	86
DT171080	4	86	DT181284	9	110
DT171811	22	84	DT181324	13	114
DT171814	11	84	DT181291	15	86
DT171823	6	84	DT181292	16	86
DT181000	5	96	DT181293	17	86
DT181001	1	28	DT181299	10	110
DT181009	12	114	DT181310	5	98

Parts Index



Part Number	Figure No.	Page No.	Part Number	Figure No.	Page No.
DT181311	6	98	DT401003	2	100
DT181321	12	52	DT401004	5	100
DT181322	8	52	DT401005	6	100
DT181323	9	52	DT401008	7	98
DT181407	4	58	DT401009	1	98
DT181411	9	58	DT401010	1A	98
DT181414	4	96	DT401011	8	98
DT181415	6	96	DT401017	9	98
DT181433	14	58	DT401018	11	98
DT181434	8	58	DT401019	12	98
DT191006	1	48	DT401403	18	78
DT191009	8	48	DT401404	19	78
DT191012	6	48	DT402003	5	44
DT201002	9	102	DT402004	4	44
DT231000	2	108	DT402005	4	104
DT231404	1	110	DT402204	13	104
DT231404	13	90	DT402212	1A	104
DT231405	2	110	DT402218	5	104
DT231405	14	90	DT402220	1	104
DT231600	6	110	DT402223	6	104
DT231601	7	110	DT402226	13A	104
DT231606	13	110	DT402403	1A	92
DT231607	11	110	DT402404	9	64
DT231608	12	110	DT402404	22	70
DT232601	17	78	DT402407	8	64
DT351006	2	44	DT402408	1	92
DT351206	4	46	DT402600	4	84
DT351404	9	44	DT511239	1	8
DT351802	7	22	DT511242	4	6
DT401001	5	102	DT511243	5	6
DT401002	1	100	DT541018	13	30

Parts Index



Part Number	Figure No.	Page No.	Part Number	Figure No.	Page No.
DT541019	5	30	DX161066	7	52
DT541206	1	32	EC561023	2	16
DT541210	12	32	FD211006	3	48
DT541212	1	30	FD221019	10	58
DT551400	1	34	GL181043	19	86
DT551401	8	34	GL402210	14	104
DT551402	5	34	JA113403	5	50
DT551403	10	34	JA351627	14	42
DT561201	9	18	JA541048	15	22
DT561205	10	18	JA541233	2	32
DT561206	1	18	JB181223	13	52
DT561408	9A	18	JC101034	9	8
DT561409	7	18	JD113800	11	102
DT581028	3	38	JD131811	6	64
DT581048	7	38	JD351207	7	46
DT581062	9	38	JF511207	7	6
DT581063	2	38	JG113806	26	88
DT581064	1	38	JG113826	8	76
DT591072	11	40	JG122028	2	96
DT591116	7	40	JG131001	7	64
DT591118	8	40	JG131821	5	72
52DT0153	10	40	JG151022	16	78
DT591230	1	40	JG161008	12	78
DT591239	6	40	JG161010	1	66
DT601210	16	28	JG161010	24	78
DT601226	14	28	JG181236	19	98
DT601228	15	28	JG181238	2	92
DT601232	6	28	JG181239	22	72
DT611202	1	36	JG191008	2	48
DT611203	3	36	JG232601	12	48
DV101048	29	14	JG351019	10	42

Parts Index



Part Number	Figure No.	Page No.	Part Number	Figure No.	Page No.
JG351400	13	4	JG541063	4	22
JG351804	8	36	JG541068	1	4
JG351805	6	36	JG541230	7	30
JG401800	21	106	JG541231	16	30
JG402229	13B	104	JG551000	22	14
JG402230	13C	104	JG551010	26	14
JG403200	17	104	JG551013	3	14
JG511010	3	40	JG551017	4	30
JG511021	3	2	JG551019	27	14
JG511022	4	2	JG551020	5	14
JG511046	5	4	JG551020	18	14
JG511269	7	8	JG551021	19	14
JG511270	13	8	JG551022	10	14
JG531027	8	12	JG551025	11	14
JG531031	9	12	JG551027	1	14
JG531040	6	42	JG551213	4	14
JG531040	14	12	JG551214	7	14
JG531041	4	42	JG551215	20	14
JG531041	12	12	JG551220	8	14
JG531207	7	24	JG551222	16	14
JG531215	5	24	JG551223	17	14
JG531220	2	8	JG551224	21	14
JG531228	3	24	JG551225	23	14
JG531229	4	24	JG551227	9	14
JG541015	12	22	JG551228	14	14
JG541041	16	22	JG551423	14	34
JG541044	5	22	JG551427	2	34
JG541045	22	20	JG551428	4	34
JG541046	4	20	JG551447	7	34
JG541058	18	22	JG551448	6	34
JG541059	10	20	JG551451	11	34

Parts Index



Part Number	Figure No.	Page No.	Part Number	Figure No.	Page No.
JG551455	6	34	JG601007	6	20
JG561008	3	16	JG601012	13	24
JG561009	17	20	JG601013	11	24
JG561010	4	16	JG601209	24	28
JG561011	1	16	JG601211	17	28
JG561012	7	16	JG601230	18	28
JG561013	8	16	JG601234	20	28
JG561016	9	16	JG601235	19	28
JG561204	15	20	JG601237	7	28
JG561205	16	20	JG611007	2	36
JG561215	2	18	JG611206	5	36
JG561215	11	16	JG621412	3	42
JG561216	5	18	JG621413	2	42
JG561217	4	18	JG621417	7	42
JG561222	5	16	JL111054	4	50
JG561225	10	16	JL113012	3	56
JG561226	19	20	JL113014	9	56
JG561232	3	18	JL113016	11	56
JG571014	24	20	JL113036	16	56
JG571016	25	20	JL113209	4	60
JG571018	3	26	JL113818	12	60
JG581014	10	28	JL113825	24	106
JG581056	6	38	JL122001	8	54
JG581407	17	4	JL122002	7	54
JG581423	9	36	JL122003	10	54
JG581424	4	36	JL122004	13	54
JG581437	7	36	JL122008	14	54
JG591038	4	40	JL122009	9	54
JG591039	5	40	JL122014	3	54
JG591070	2	40	JL122026	17	54
JG601005	6	24	JL131000	2	64

Parts Index



Part Number	Figure No.	Page No.	Part Number	Figure No.	Page No.
JL131001	11	64	JL171830	10	84
JL131004	1	64	JL171832	9	84
JL131004	3	62	JL171834	8	84
JL131005	5A	64	JL181205	1	96
JL131203	13	70	JL181224	15	54
JL131209	4	62	JL181225	16	54
JL131211	15	70	JL181253	13	96
JL131216	5	70	JL181408	7	96
JL131218	16	70	JL181410	12	96
JL131220	6	72	JL181411	5	58
JL131225	7	70	JL231000	1	108
JL131226	11	70	JL231202	4	110
JL131232	6	70	JL232600	13	48
JL131802	12	66	JL232604	14	48
JL131804	1	68	JL233015	9	32
JL131805	5A	68	JL233015	11	32
JL131807	4	68	JL351217	5	46
JL131811	1A	58	JL351236	3	46
JL131834	1A	72	JL351238	1	46
JL131841	13	56	JL351600	1	42
JL131878	20	56	JL401406	5	74
JL151002	2	80	JL401408	11	60
DT121040	3	80	JL403000	2	104
JL151035	9	78	JL403001	12	104
JL151038	3	78	JL403200	7	104
JL161003	14	78	JL501004	1	20
JL171019	12	84	JL511009	3	4
JL171020	4	52	JL511010	2	6
JL171020	20	84	JL511011	3	6
JL171038	16	84	JL511022	6	4
JL171600	2	84	JL511029	11	4

Parts Index



Part Number	Figure No.	Page No.	Part Number	Figure No.	Page No.
JL511041	1	2	JL601222	21	28
JL511042	2	2	JL601223	22	28
JL511205	6	6	JL601225	12A	4
JL511219	7	4	JL601228	23	28
JL511220	6	8	JL601237	12	4
JL511221	5	8	JN351604	11	104
JL511222	8	8	JU131801	10	64
JL521002	4	10	JU131802	23	70
JL541203	7	32	JU232800	1	102
JL541207	12	30	JU531027	1	12
JL541208	5	32	JU531215	1	24
JL541218	19	30	JU531215	7	20
JL541222	18	30	JU541005	13	20
JL541223	10	32	JU551401	6	30
JL541227	8	30	JU551443	9	34
JL541230	20	30	JU571000	1	26
JL541231	21	30	JU581006	8	38
JL541237	26	20	JU581403	1A	36
JL551407	12	34	JW171016	2	90
JL561409	12	18	JW171016	5	86
JL581039	18	4	JW171016	10	86
JL581056	4	38	JY351019	1	44
JL591045	12	40	JY401404	13	78
JL591148	21	40	JY551402	11	42
JL591156	14	40	JY571030	14	22
JL591157	6A	40	JZ113061	15	56
JL591165	13	40	JZ181206	21	98
JL601001	25	28	JZ181322	6	52
JL601008	12	24	JZ181322	12	90
JL601212	26	28	JZ191010	5	48
JL601216	8	28	JZ403601	3	60

Parts Index



Part Number	Figure No.	Page No.	Part Number	Figure No.	Page No.
KAAB0820	6	58	KAED0608	7	76
KAAB0820	16	76	KAED0612	6	76
KACA0630	7	58	KAEM0610	11	38
KACA0820	4	56	KAEQ0620	10	4
KACA0830	3	110	KAEQ0620	11	8
KACA0830	15	90	KAEQ0620	14	24
KACB0622	5	110	KAEQ0630	6	32
KACB0622	16	90	KAEQ0630	10	38
KACD0516	3	84	KAEQ0630	14	30
KACd0516	7	92	KAEQ0645	8	32
KADA0512	10	60	KBBA0512	21	56
KADA0608	16	104	KBBF0408	10	44
KADA0612	15	76	KBBG0612	19	22
KADA0622	11	48	KBUB0612	9	86
KADA0630	12	38	KBUB0612	13	28
KADa0630	22	40	KBUB0612	22	56
KADA0814	10	104	KBUB0614	3	90
KADD0614	21	72	KBUF0410	8	96
KADD0616	4	74	KCEA0605	10	98
KADD1045	16	40	KDAB0611	4	108
KADH0870	9	60	KDBC0613	8	86
KADM0622	6	18	KDBC0613	12	28
KADQ0625	1A	42	KEAB1010	4	26
KAEA0510	20	104	KEBA3715	9	22
KAEA0608	10	90	KPBC6202	3	64
KAEA0612	3	108	KPBC6202	4	70
KAEA0612	8	44	KPBC6302	3	70
KAEA0612	30	88	LAA00019	10	70
KAEA0622	12	76	LAC00008	14	96
KAEA0622	23	106	LAC00019	2	54
KAEA0625	7	44	LAC00020	5	78

Parts Index



Part Number	Figure No.	Page No.	Part Number	Figure No.	Page No.
LAC00022	1	86	LCA00009	12	70
LAC00022	8	110	LCD00001	11	12
LAC00024	6	16	LCG00006	15	40
LAC00036	11	96	LCJ00002	13	64
LAC00037	9	96	LCJ00002	19	70
LAC00068	31	82	LDA00007	8	90
LAC00074	7	56	LDA00007	13	86
LAD00037	13	66	LDA00007	13	98
LAD00040	25	86	LDA00008	2	4
LAD00055	9	42	LDB00007	3	92
LAD00063	27	20	LDB00010	4	12
LAD00077	5	20	LDB00010	8	42
LAD00120	3	98	LDB00020	3	30
LAE00014	2	22	LDB00029	12	64
LAE00016	8	6	LDB00029	18	70
LAE00017	17	24	LDH00002	5	42
LAE00017	19	104	LDH00002	13	12
LAE00017	28	14	LEB00001	28	20
LAE00018	6	26	LJA00004	14A	22
LAE00021	5	76	PA401600	8	104
LBB00006	12	20			
LBC00002	19	4			
LBR00002	14	86			
LBR00002	15	98			
LBR00003	7	90			
LBR00004	7A	90			
LBU00009	2	102			
LBU00023	5	28			
LBU00023	6	90			
LBU00027	2	86			
LBU00037	9	40			